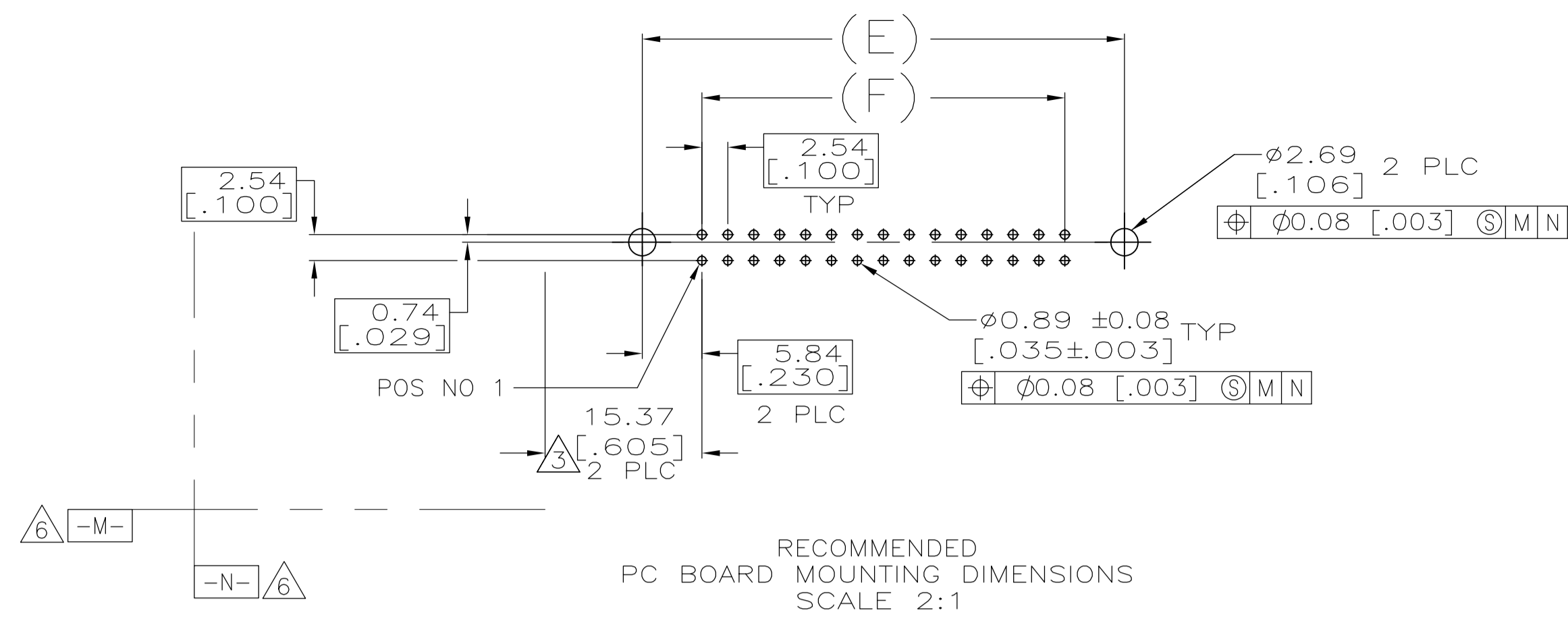
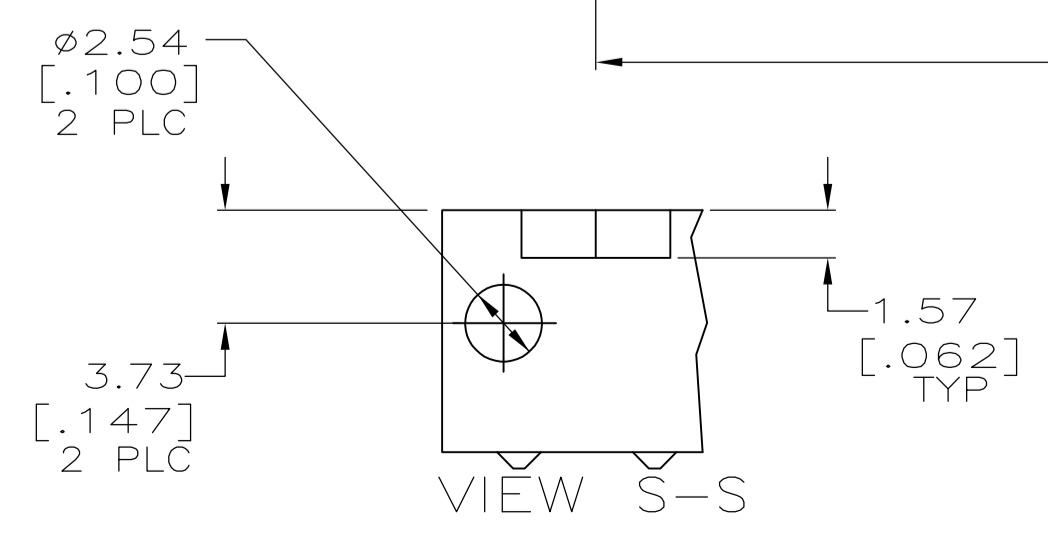
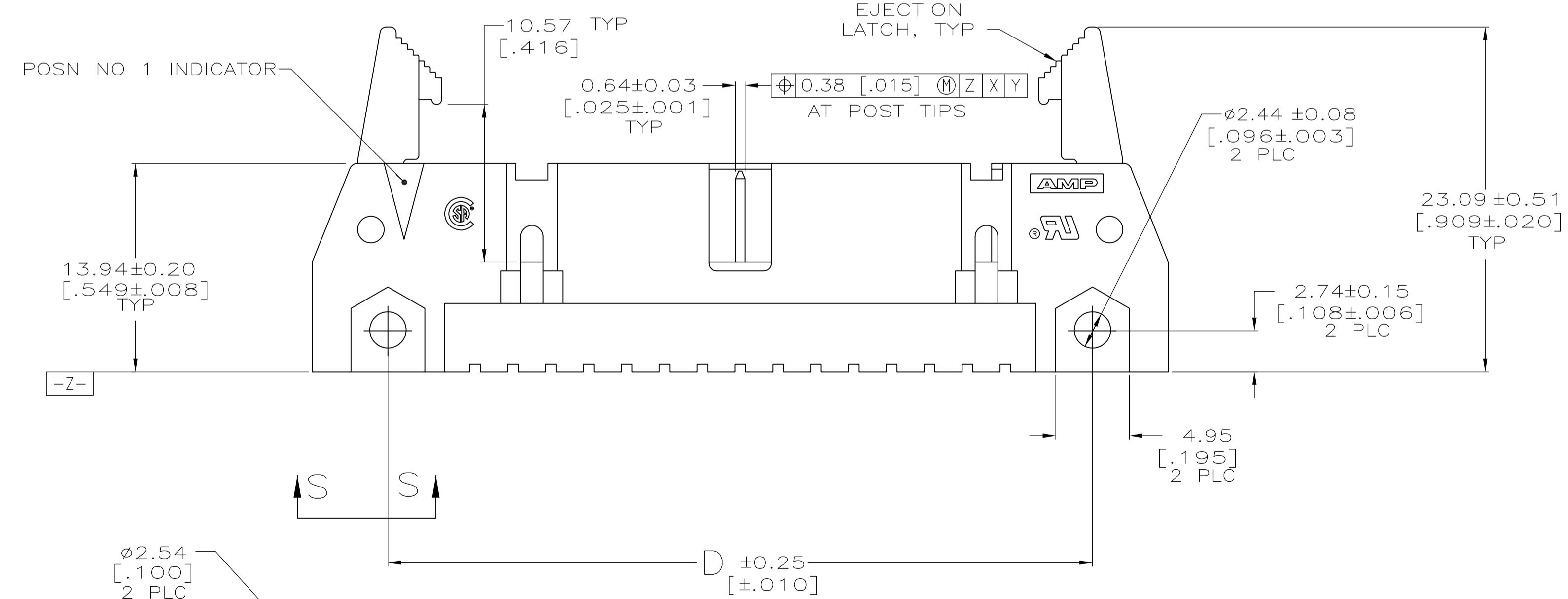
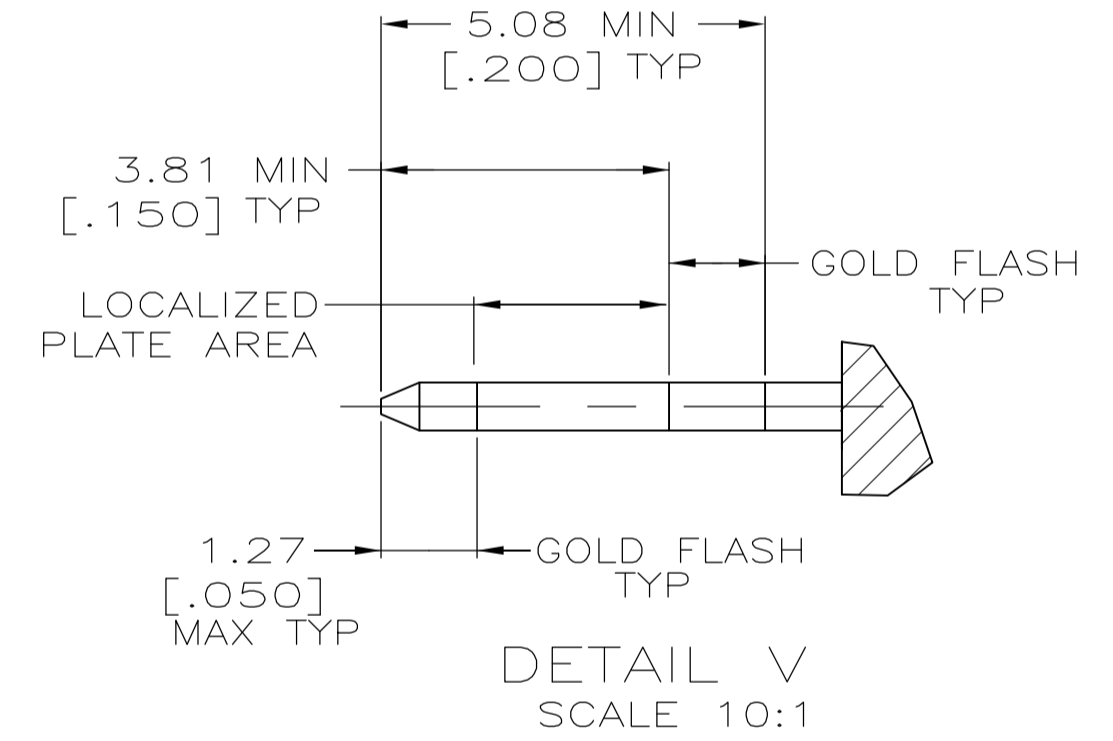
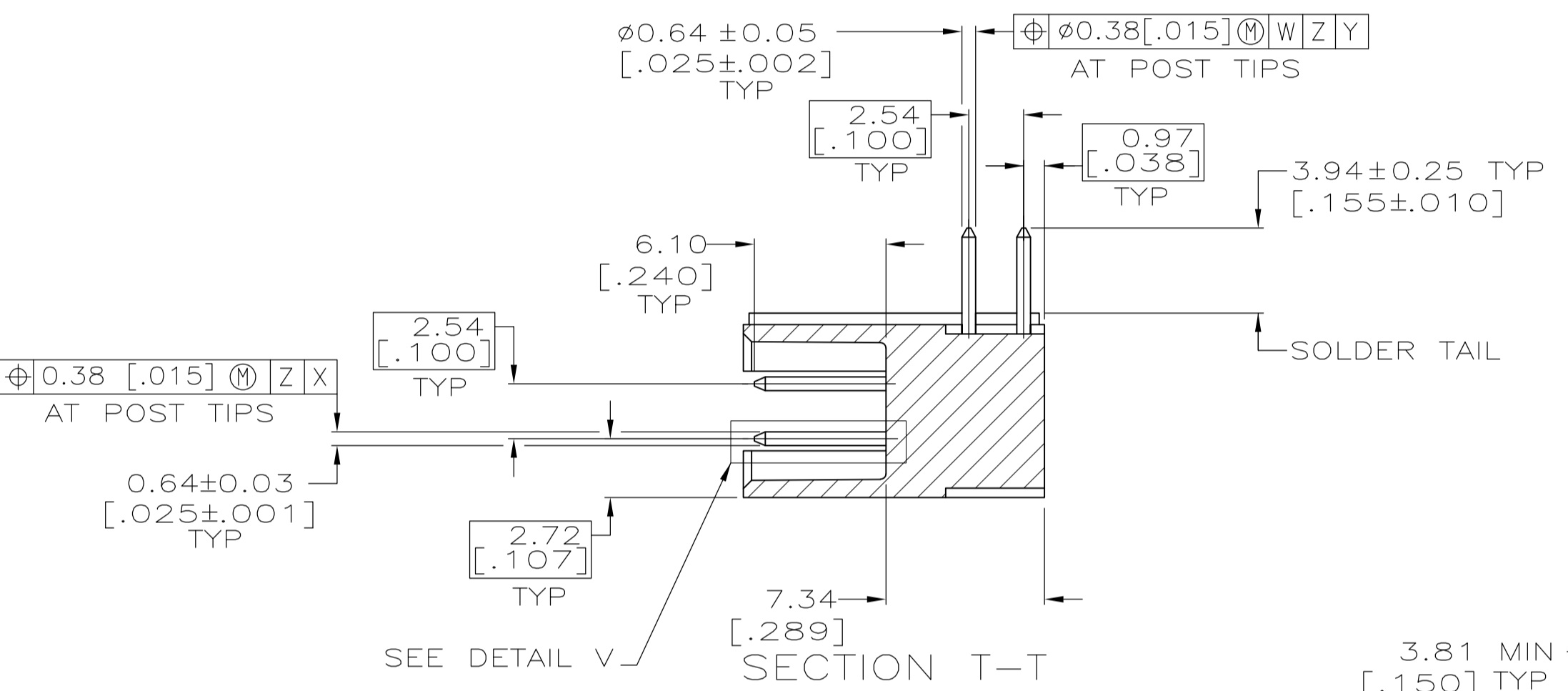
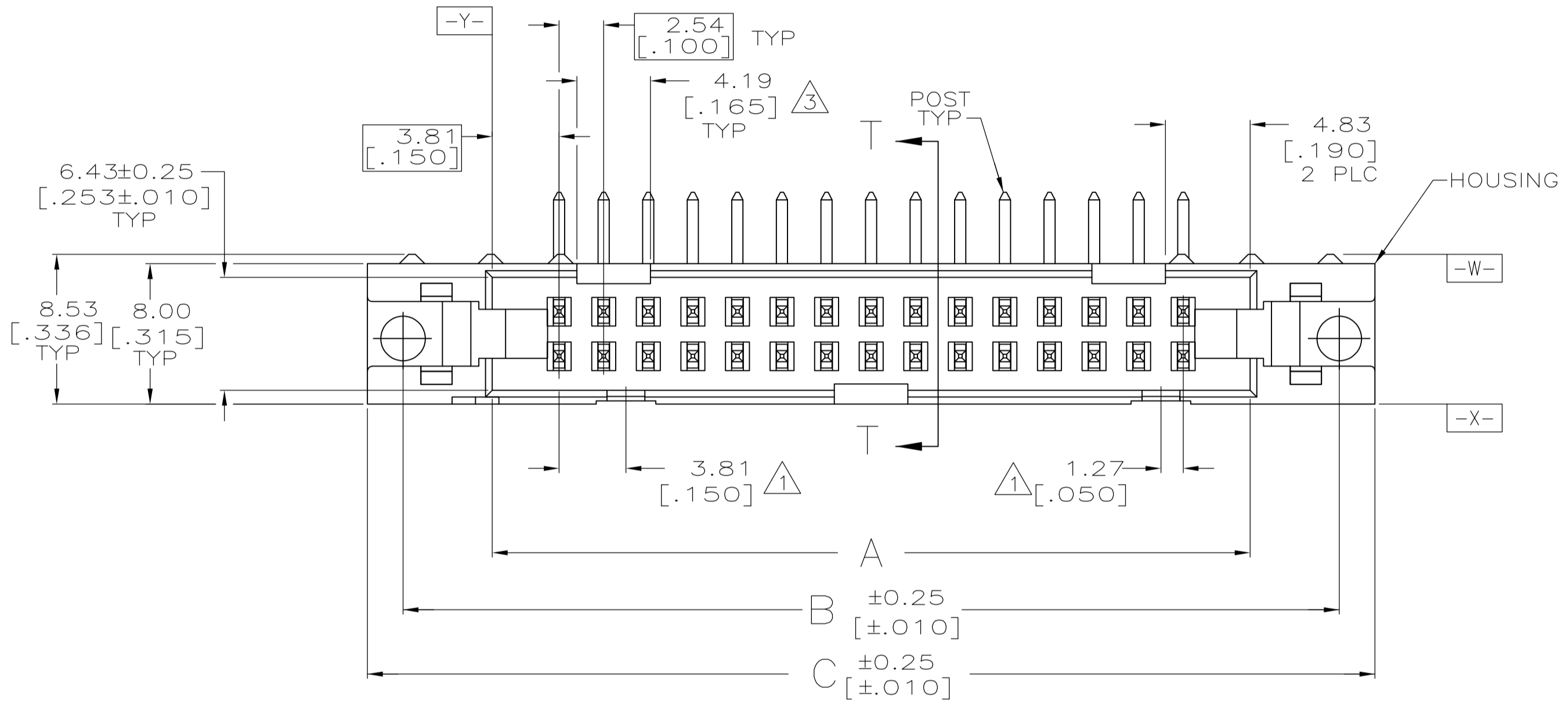


LOC		DIST		REVISIONS			
GP	00	F	LTR	DESCRIPTION	DATE	DMN	APVO
E				REVISED PER ECO-08-004952	9JUN2008	ZMR	SLB



- 1. COORDINATE DIMENSION APPLIES FROM BASIC LOCATION.
- 2. RECOMMENDED PRINTED CIRCUIT BOARD THICKNESS IS 3.18 [.125].
- 3. DISTANCE REQUIRED BY EJECTION LATCHES IN THE OPEN POSITION.
- 4. HOUSING & LATCHES: GLASS FILLED NYLON OR POLYESTER, UL94V-0 RATED, SEE TABLE FOR COLOR. POSTS: BRASS.
- 5. POSTS: GOLD FLASH OVER PALLADIUM-NICKEL PLATE, 0.76μm [.000030] MIN TOTAL ON THE LOCALIZED PLATE AREA, 2.54μm [.000100] MIN TIN PLATE ON THE SOLDER-TAIL, 1.27μm [.000050] MIN NICKEL UNDERPLATE ON THE ENTIRE POST. -OR- 0.76μm [.000030] MIN GOLD PLATE ON THE LOCALIZED PLATE AREA, 2.54μm [.000100] MIN TIN PLATE ON THE SOLDER-TAIL, 1.27μm [.000050] MIN NICKEL UNDERPLATE ON THE ENTIRE POST.
- 6. DATUMS -M- & -N- TO BE ESTABLISHED BY CUSTOMER.

EJECTION LATCHES OMITTED IN THIS VIEW FOR CLARITY



BLUE	60.96 [2.400]	72.64 [2.860]	72.64 [2.860]	82.80 [3.260]	78.74 [3.100]	68.58 [2.700]	50	3-5499376-0
BLUE	40.64 [1.600]	52.32 [2.060]	52.32 [2.060]	62.48 [2.460]	58.42 [2.300]	48.26 [1.900]	34	2-5499376-8
BLUE	30.48 [1.200]	42.16 [1.660]	42.16 [1.660]	52.32 [2.060]	48.26 [1.900]	38.10 [1.500]	26	2-5499376-6
BLUE	22.86 [.900]	34.54 [1.360]	34.54 [1.360]	44.70 [1.760]	40.64 [1.600]	30.48 [1.200]	20	2-5499376-4
BLUE	15.24 [.600]	26.92 [1.060]	26.92 [1.060]	37.08 [1.460]	33.02 [1.300]	22.86 [.900]	14	2-5499376-2
OBsolete	10.16 [.400]	21.84 [1.860]	21.84 [1.860]	32.00 [2.260]	27.94 [1.100]	17.78 [1.700]	10	2-5499376-1
BLACK	48.26 [1.900]	59.94 [2.360]	59.94 [2.360]	70.10 [2.760]	66.04 [2.600]	55.88 [2.200]	40	5499376-9
OBsolete	27.94 [1.100]	39.62 [1.560]	39.62 [1.560]	49.78 [1.960]	45.72 [1.800]	35.56 [1.400]	24	5499376-5
HOUSING AND LATCHES COLOR	F	E	D	C	B	A	NO OF POSN	PART NUMBER

THIS DRAWING IS A CONTROLLED DOCUMENT.

DIMENSIONS: mm (inches)	TOLERANCES UNLESS OTHERWISE SPECIFIED:	DIN L VARELA - DOCKS 01-07-05	APVD S BOLASH 01-07-05	Tyco Electronics Corporation Harrisburg, PA 17105-3608
0 PLC ± -	1 PLC ± -	2 PLC ± 0.13[.005]	3 PLC ± -	4 PLC ± -
MATERIAL		FINISH		APVD M WALMSLEY 01-07-05
CUSTOMER DRAWING		SCALE 4:1		NAME: HEADER ASSY, UNIVERSAL, AMP-LATCH
SIZE: A1		CAGE CODE: 00779		DRAWING NO: 5499376
SHEET 1 OF 1		REV E		RESTRICTED TO