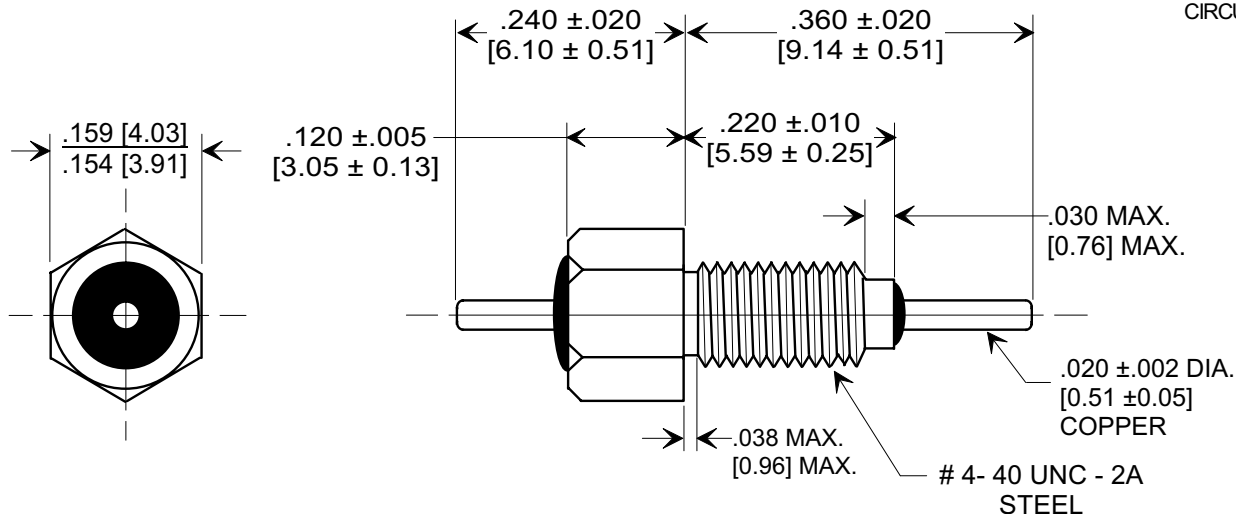
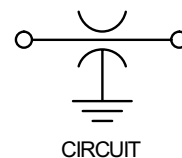
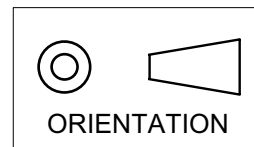


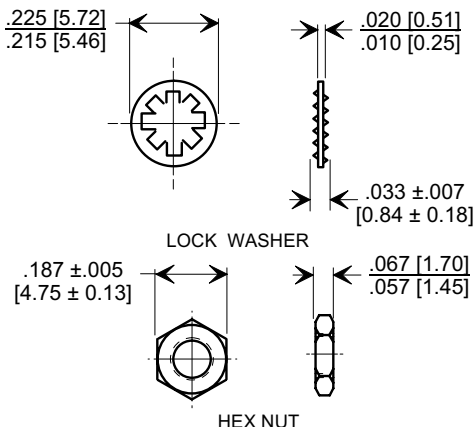
MARKETING SALES DRAWING

Electrical Testing
per Tusonix standard
test plans and Mil-Std-202
Test Methods.

DIMENSIONS IN INCHES - DO NOT SCALE THIS DRAWING
DIMENSIONS IN METRIC - []



MOUNTING HARDWARE



NOTES:

- TUSONIX STANDARD PART NUMBER: 4400-000.
TUSONIX RoHS COMPLIANT PART NUMBER: 4400-000 LF.
CUSTOMER MUST SPECIFY STANDARD OR RoHS PART NUMBER WHEN ORDERING.
- LEAD, BUSHING, AND MOUNTING HARDWARE: SILVER PLATED.
- PART MARKING: TRADEMARK AND VARIATION NUMBER ON HEX FLATS. STANDARD PART: BLACK INK. RoHS PART: GREEN INK.
- OPERATING TEMPERATURE RANGE : -55°C TO +125°C.
- MAX. RECOMMENDED SOLDERING TEMPERATURE: 260°C.
- SUPPLIED WITH HEX NUT AND INTERNAL TOOTH LOCK WASHER.
- MAX. RECOMMENDED MOUNTING TORQUE - 2.0 lb.-in. [.226 Nm].

100	GMV	300	200	10 G Ω	500	10	---	---	3	20	28
CAP.(pf)	TOLERANCE	85°C	125°C	I.R. MIN. @ 100 (VDC.)	DWV (VDC)	DC CURRENT (AMPS)	1 MHz	10 MHz	100 MHz	1 GHz	10 GHz
						MIN. NO LOAD INSERTION LOSS (dB) @ 25°C PER MIL-STD-220					

X-2015 Rev-0	REVISION RECORD				--TOLERANCES-- Unless Otherwise Specified		Title	
	Original Release C.O.	0			DECIMAL ± NOTED		BUSHING STYLE EMI FILTER	
	REDRAWN & REVISED ADDED 008,009. E.C. 05-30-90	10			ANGLES ±		Drawn	S.M. 11-07-01
	5261 VARS 005,006,007 & 1MHz COLUMN ADDED. L.E. 11-07-90	11			TUSONIX		Approved	B.Mc 11-07-01
5591 RDN TO COMP FMT & ADDED METRIC. S.M. 11-08-01	12			TUCSON, ARIZONA		A		
20000926-3-01 REVISED DWG. DRAWING MADE FOR EACH VAR. S.M. 12-02-02	13					4400-000		
20021125-1-01 10 (AMPS) WAS 5 (AMPS) L.E. 06-23-04	14							
20040621-1-01 ADDED & REVISED NOTES. S.M. 12-14-05	15							
20051122-2-02								