

High Frequency Ceramic Solutions

Preliminary

2.1 Ghz Balun

P/N 2100BL15A100

Detail Specification: 07/30/08

Page 1 of 2

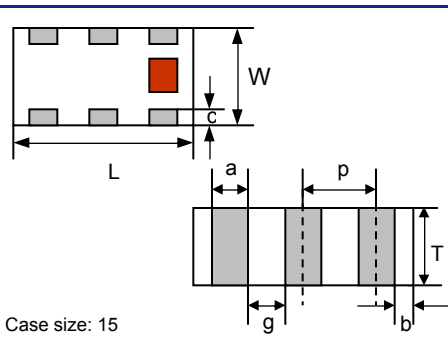
General Specifications

Part Number	2100BL15A100
Frequency (MHz)	2100 - 2200
Unbalanced Impedance	50 Ω
Balanced Impedance	100 Ω
Insertion Loss	1.0 dB max.
Return Loss	9.5 dB min.
Phase Difference (degree)	180 \pm 10
Amplitude Difference	2.0 dB max.

Operating Temperature	-40 to +85°C
Reel Quantity	4,000
Power Capacity	3 W max.

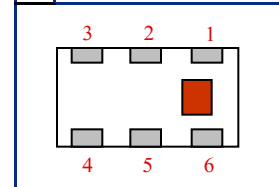
Mechanical Dimensions

	In	mm
L	0.079 \pm 0.008	2.00 \pm 0.20
W	0.049 \pm 0.008	1.25 \pm 0.20
T	0.028 \pm 0.004	0.70 \pm 0.10
a	0.012 \pm 0.004	0.30 \pm 0.10
b	0.008 \pm 0.004	0.20 \pm 0.10
c	0.012 +.004/-0.008	0.30 +0.1/-0.2
g	0.014 \pm 0.004	0.35 \pm 0.10
p	0.026 \pm 0.002	0.65 \pm 0.05



Terminal Configuration

No.	Function
1	Unbalanced Port (IN)
2	GND or DC feed + RF GND
3	Balanced Port (OUT1)
4	Balanced Port (OUT2)
5	GND
6	NC

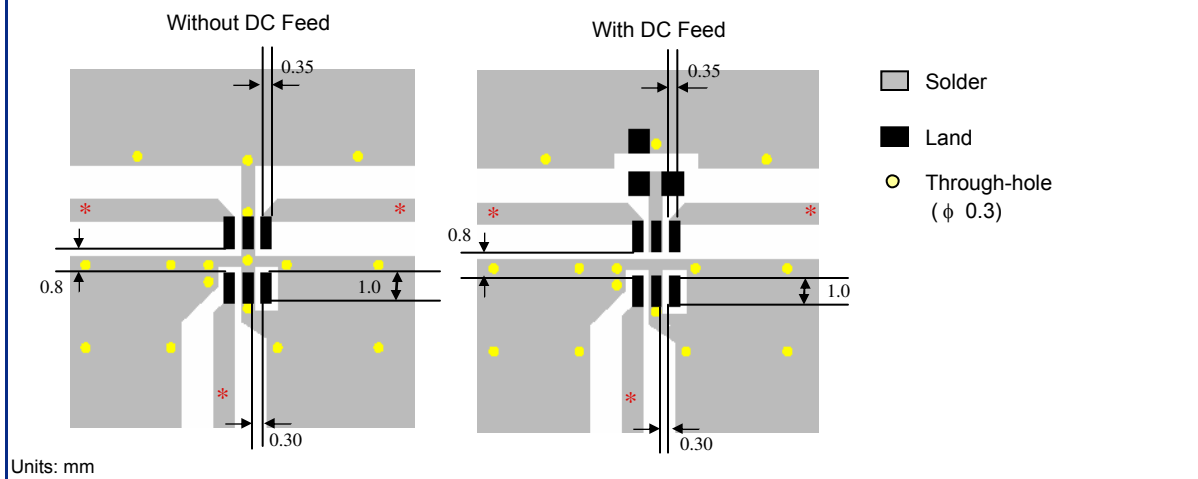


Mounting Considerations

Mount these devices with brown mark facing up.

* Line width should be designed to provide proper impedance matching characteristics.

** By-pass capacitor should be connected when feeding DC power.



Johanson Technology, Inc. reserves the right to make design changes without notice.

All sales are subject to Johanson Technology, Inc. terms and conditions.



www.johansontechnology.com

4001 Calle Tecate • Camarillo, CA 93012 • TEL 805.389.1166 FAX 805.389.1821

2007 Johanson Technology, Inc. All Rights Reserved

High Frequency Ceramic Solutions

Preliminary

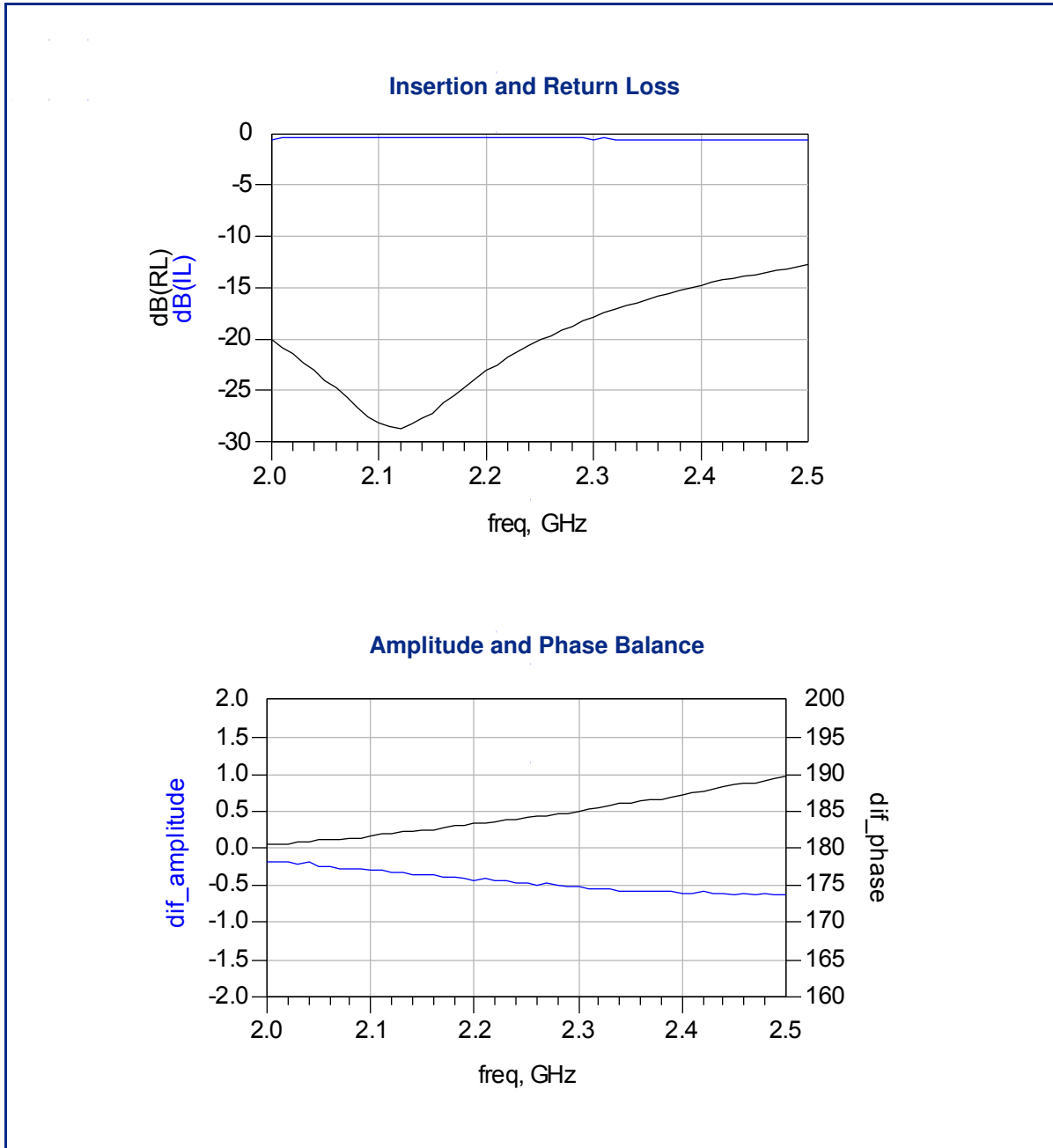
2.1 Ghz Balun

P/N 2100BL15A100

Detail Specification: 07/30/08

Page 2 of 2

Typical Electrical Performance (T=25°C)



Johanson Technology, Inc. reserves the right to make design changes without notice.

All sales are subject to Johanson Technology, Inc. terms and conditions.



www.johansontechnology.com

4001 Calle Tecate • Camarillo, CA 93012 • TEL 805.389.1166 FAX 805.389.1821

2007 Johanson Technology, Inc. All Rights Reserved