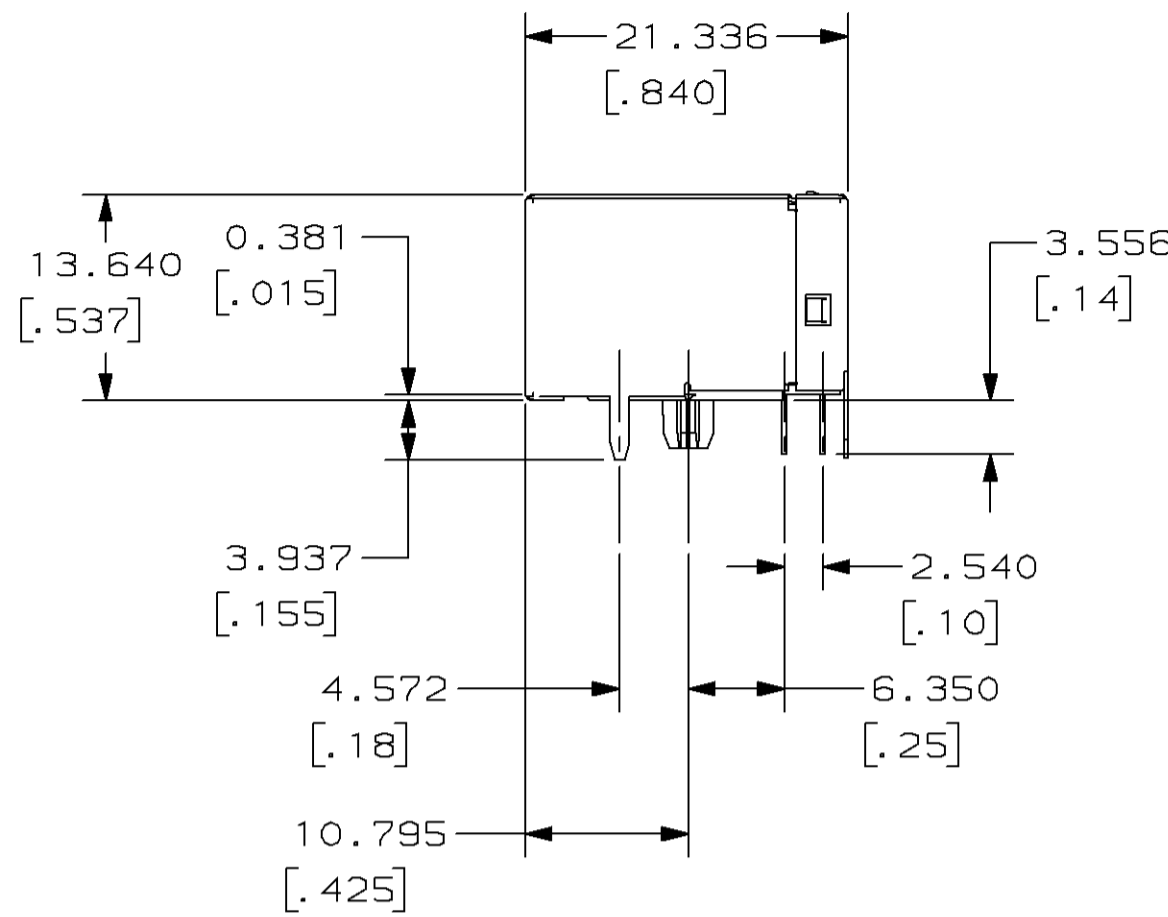
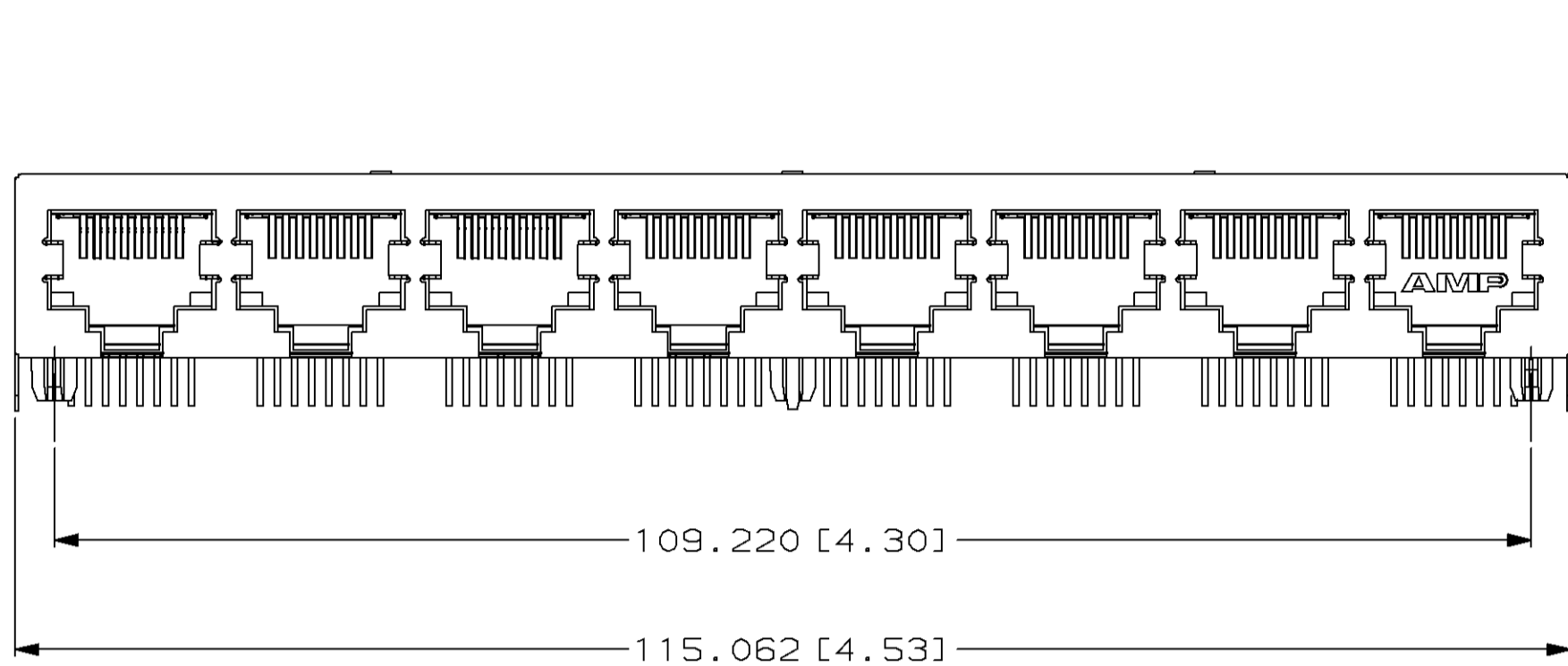
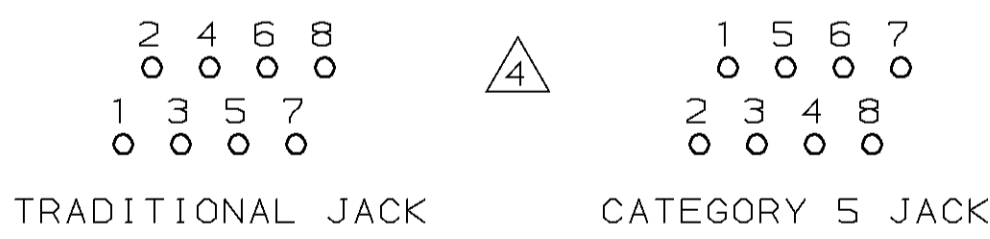
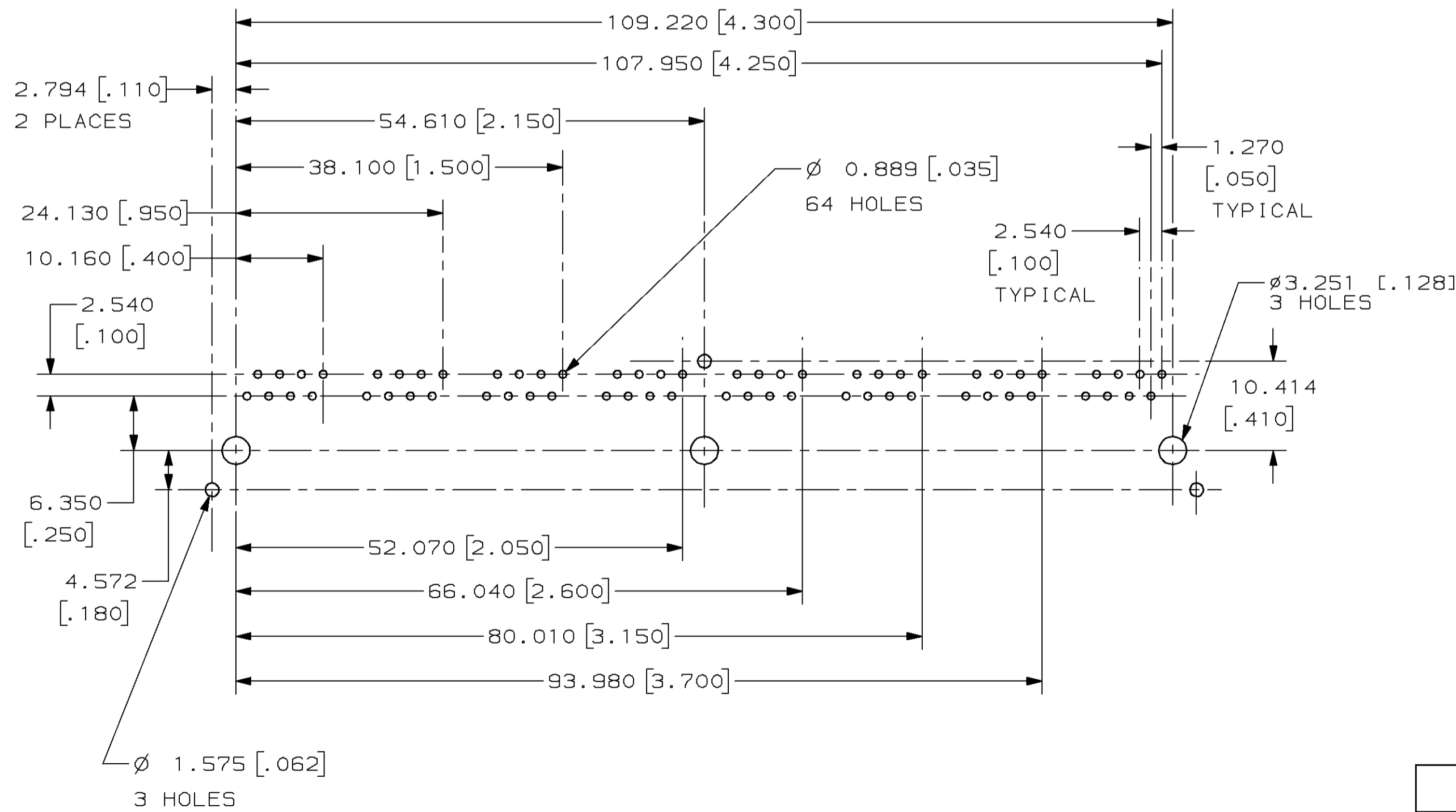


THIS DRAWING IS UNPUBLISHED. RELEASED FOR PUBLICATION
 BY AMP INCORPORATED. ALL RIGHTS RESERVED.

Loc	DIST	REVISIONS					
		P	LTR	DESCRIPTION	DATE	DWN	APVD
AA	22	B		REV; EC 0502-0432-97	30JUL97	DLD	JT



- 1 MATERIAL: HOUSING-PCT POLYESTER, BLACK, IR COMPATIBLE, UL 94V-0. TERMINALS-0.33[.013] THICK PHOS BRONZE PLATED WITH 1.27μm [.000050] MINIMUM HARD GOLD IN LOCALIZED AREA AND 3.81μm [.000150] MINIMUM TIN-LEAD SOLDER AREA OVER 1.27μm [.000050] MINIMUM NICKEL UNDERPLATE. SHIELD-0.254 [.010] THICK COPPER ALLOY PLATED WITH 2.03μm [.000080] MINIMUM TIN-LEAD OVER 2.54μm [.000100] MINIMUM COPPER.
- 2 JACK CAVITY CONFORMS TO FCC RULES AND REGULATIONS, PART 68 SUBPART F.
- 3. ALL DIMENSIONS ARE NOMINAL UNLESS OTHERWISE SPECIFIED.
- 4 CAUTION: CATEGORY 5 JACK SOLDER TAIL POSITIONS DO NOT FOLLOW SAME NUMBER SEQUENCE AS THAT OF THE TRADITIONAL JACKS.



SUGGESTED PC BOARD LAYOUT
 COMPONENT SIDE
 SEE APPLICATION SPECIFICATION

THIS DRAWING IS A CONTROLLED DOCUMENT FOR AMP INCORPORATED. IT IS SUBJECT TO CHANGE AND THE CONTROLLING ENGINEERING ORGANIZATION SHOULD BE CONTACTED FOR THE LATEST REVISION.		DWN W. LONG 16MAR94	09MAR94	AMP AMP Incorporated Harrisburg, PA 17105-3608
DIMENSIONS: mm [INCHES]		CHK B. FOX 16MAR94	NAME	
TOLERANCES UNLESS OTHERWISE SPECIFIED: 0 PLC ±- 1 PLC ±- 2 PLC ±0.254 [0.01] 3 PLC ±0.127 [0.005] 4 PLC ±- ANGLES ±- FINISH		APVD G. REED 16MAR94	PRODUCT SPEC 108-1392	SIZE A2
MATERIAL		APPLICATION SPEC 114-2048	WEIGHT -	CAGE CODE 00779
1		CUSTOMER DRAWING	DRAWING NO C-558505	SCALE 2:1
				SHEET 1 OF 1
				REV B

558505