



# HC-A 10-EBUS

Order No.: 1773077



<http://eshop.phoenixcontact.de/phoenix/treeViewClick.do?UID=1773077>

HEAVYCON female insert, A10 series, 10-pos., screw connection

Commercial data	
GTIN (EAN)	
sales group	D014
Pack	10 pcs.
Customs tariff	85366990
Catalog page information	Page 423 (PC-2009)

#### Product notes

WEEE/RoHS-compliant since:  
03/01/2006



<http://www.download.phoenixcontact.com>  
Please note that the data given here has been taken from the online catalog. For comprehensive information and data, please refer to the user documentation. The General Terms and Conditions of Use apply to Internet downloads.

Technical data	
<b>General data</b>	
Note	For housing HC-D15
Connection method	Screw connection
Tightening torque	0.5 Nm

Ambient temperature (operation)	-40 °C ... 125 °C (including heating up of contacts)
Pollution degree	3
Surge voltage category	III
Constructional and testing regulations	DIN VDE 0627/86
	DIN VDE 0110/02.79
	DIN VDE 0110-1/04.97
	IEC 60664-1, DIN IEC 60512
	IEC 60352
Number of positions	10
Insertion/withdrawal cycles	≥ 500
Design	A10
Connection in acc. with standard	IEC / EN
Conductor cross-section	0.5 mm <sup>2</sup> ... 2.5 mm <sup>2</sup>
Connection cross-section AWG	20 ... 14
Stripping length of the individual wire	7 mm
Assembly instructions	Connectors may be operated only when there is no load/voltage.

**Material data**

Inflammability class acc. to UL 94	V0
Contact material	Copper alloy
Contact surface material	Ag
Contact carrier material	PA

**Electrical characteristics**

Rated voltage (III/3)	250 V
Rated surge voltage	4 kV
Rated current	16 A

**Certificates / Approvals**



Certification

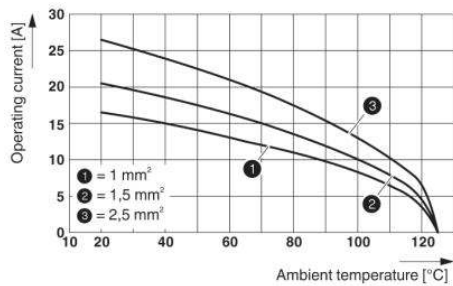
CSA, GOST, UL

**Accessories**

Item	Designation	Description
<b>General</b>		
1584868	HC-A-PES	PE screw for contact inserts of A series
1772722	HC-CB	Coding pin, prevents mismatching of up to six plug connectors with an identical number of positions
1676860	HC-CBU	Keying socket for coding up to 16 plug connectors
1676857	HC-CST	Keying peg for coding up to 16 plug connectors

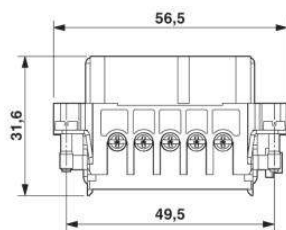
**Diagrams/Drawings**

Diagram

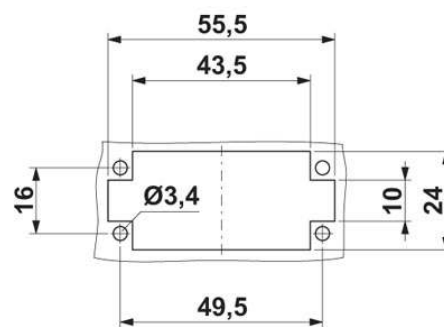
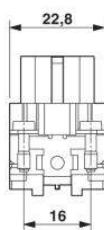


Derating diagram: Series HC-A 10...S

Dimensioned drawing



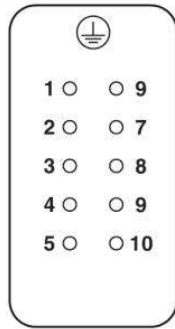

Female insert



Panel cutout

Schematic diagram

---



Connector pin assignment, connection side

**Address**

PHOENIX CONTACT Inc., USA  
586 Fulling Mill Road  
Middletown, PA 17057, USA  
Phone (800) 888-7388  
Fax (717) 944-1625  
<http://www.phoenixcon.com>



© 2010 Phoenix Contact  
Technical modifications reserved;