



TE Internal #: 1888371-1
 Combo Jacks, 2 x 1, Single Port, RJ45 over Dual USB, Low Profile,
 Combo Jacks, Standard Connector Contact Density, Jack,
 Shielded, Inverted - Latch Up

[View on TE.com >](#)

Connectors > Modular Jacks & Plugs > Combo Jacks



Port Matrix Configuration: **2 x 1**

Port Configuration: **Single Port**

Modular Jack & Plug Interface Type: **RJ45 over Dual USB**

Connector Profile: **Low**

Modular Jacks & Plugs Products: **Combo Jacks**

Features

Product Type Features

Connectors & Connector Components Type	Connector
Modular Jack & Plug Interface Type	RJ45 over Dual USB
Modular Jacks & Plugs Products	Combo Jacks
Modular Connector Style	Jack
Grounding Options	PCB and Panel Ground
Connector System	Cable-to-Board
Connector & Contact Terminates To	Printed Circuit Board

Configuration Features

Status Indicator Type	None
Multiple Port Configuration	Stacked
PCB Mount Orientation	Right Angle
Port Matrix Configuration	2 x 1
Port Configuration	Single Port
Connector Contact Density	Standard
Number of Positions	8



Number of Loaded Positions	8
----------------------------	---

Body Features

Connector Profile	Low
Modular Jack Latch Orientation	Inverted - Latch Up
Shield Material	Brass
Shield Plating Material	Tin

Contact Features

Contact Underplating Material	Nickel
Contact Base Material	Phosphor Bronze
Contact Current Rating (Max)	1.5 A
PCB Contact Termination Area Plating Material	Tin

Termination Features

Termination Method to Printed Circuit Board	Through Hole - Solder
---	-----------------------

Mechanical Attachment

Connector Mounting Type	Board Mount
-------------------------	-------------

Housing Features

Housing Color	Black
Housing Material	Thermoplastic
Centerline (Pitch)	1.02 mm, 2 mm, 2.5 mm [.04 in][.07 in][.09 in]

Dimensions

PCB Thickness (Recommended)	1.57 mm [.062 in]
-----------------------------	-------------------

Usage Conditions

Operating Temperature Range	-40 – 85 °C [-40 – 185 °F]
-----------------------------	----------------------------

Operation/Application

Shielded	Yes
Circuit Application	Signal

Industry Standards

UL Flammability Rating	UL 94V-0
Performance Category	Cat 3

Packaging Features

Packaging Quantity	36
--------------------	----



Packaging Method

Tray

Product Compliance

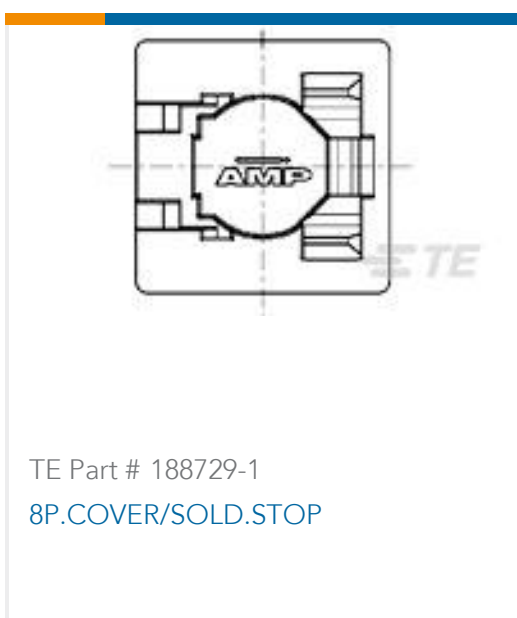
[For compliance documentation, visit the product page on TE.com>](#)

EU RoHS Directive 2011/65/EU	Compliant
EU ELV Directive 2000/53/EC	Compliant
China RoHS 2 Directive MIIT Order No 32, 2016	No Restricted Materials Above Threshold
EU REACH Regulation (EC) No. 1907/2006	Current ECHA Candidate List: JUNE 2023 (235) Candidate List Declared Against: JUNE 2023 (235) Does not contain REACH SVHC
Halogen Content	Not Low Halogen - contains Br or Cl > 900 ppm.
Solder Process Capability	Wave solder capable to 265°C

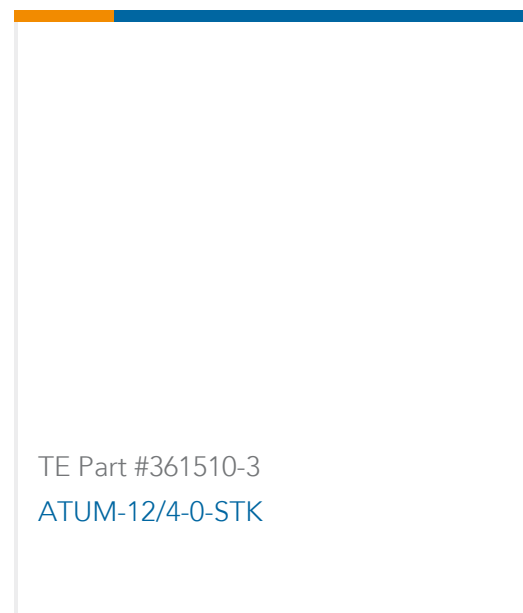
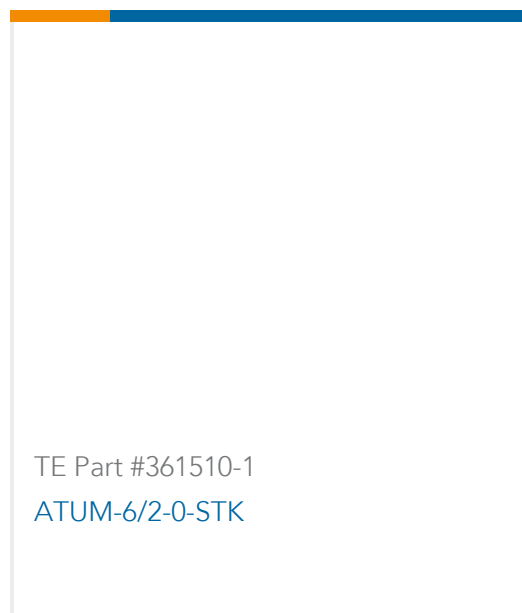
Product Compliance Disclaimer

This information is provided based on reasonable inquiry of our suppliers and represents our current actual knowledge based on the information they provided. This information is subject to change. The part numbers that TE has identified as EU RoHS compliant have a maximum concentration of 0.1% by weight in homogenous materials for lead, hexavalent chromium, mercury, PBB, PBDE, DBP, BBP, DEHP, DIBP, and 0.01% for cadmium, or qualify for an exemption to these limits as defined in the Annexes of Directive 2011/65/EU (RoHS2). Finished electrical and electronic equipment products will be CE marked as required by Directive 2011/65/EU. Components may not be CE marked. Additionally, the part numbers that TE has identified as EU ELV compliant have a maximum concentration of 0.1% by weight in homogenous materials for lead, hexavalent chromium, and mercury, and 0.01% for cadmium, or qualify for an exemption to these limits as defined in the Annexes of Directive 2000/53/EC (ELV). Regarding the REACH Regulation, the information TE provides on SVHC in articles for this part number is based on the latest European Chemicals Agency (ECHA) 'Guidance on requirements for substances in articles' posted at this URL: <https://echa.europa.eu/guidance-documents/guidance-on-reach>

Compatible Parts



Customers Also Bought



Documents

Product Drawings

MJ,2X1RJ45+2USB,BLACK,NOLEDS

English

CAD Files

Customer View Model

[ENG_CVM_CVM_1888371-1_B.2d_dxf.zip](#)

English

3D PDF

3D

Customer View Model

[ENG_CVM_CVM_1888371-1_B.3d_igs.zip](#)

English

Customer View Model

[ENG_CVM_CVM_1888371-1_B.3d_stp.zip](#)

English

By downloading the CAD file I accept and agree to the [Terms and Conditions](#) of use.

Product Specifications



Product Specification

English

Product Environmental Compliance

Product Compliance

English

Product Compliance

English

Agency Approvals

UL Report

English