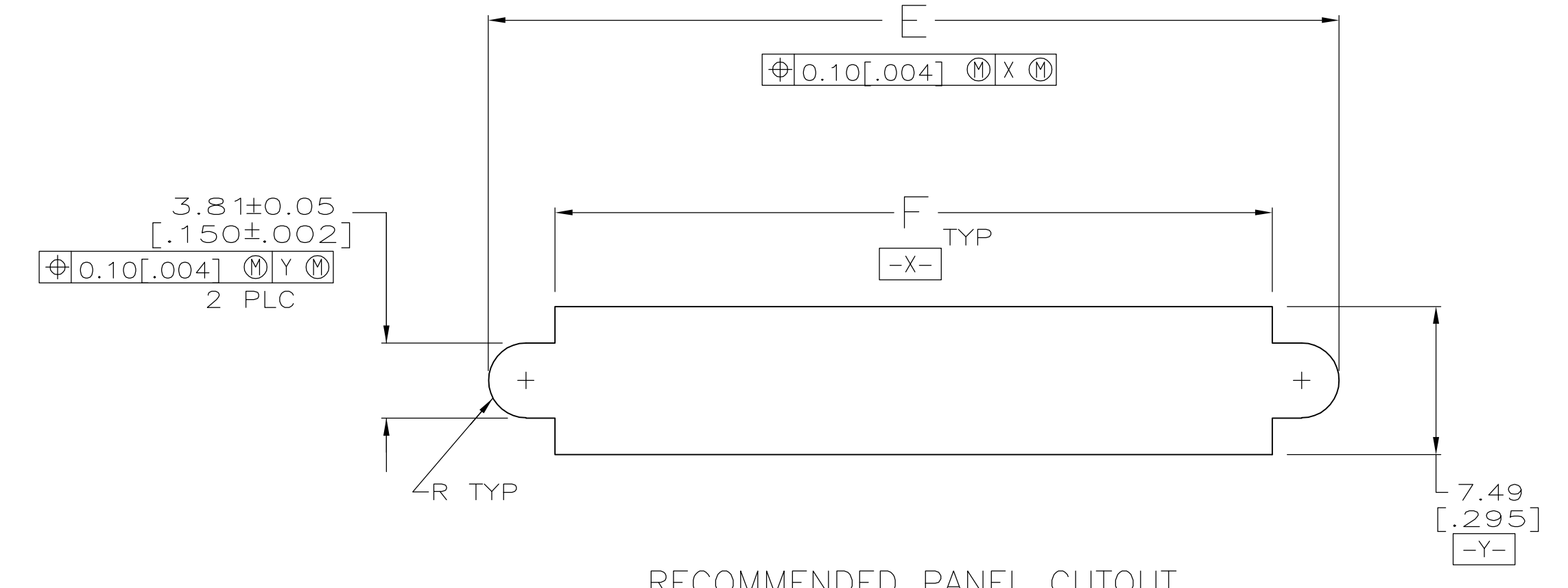
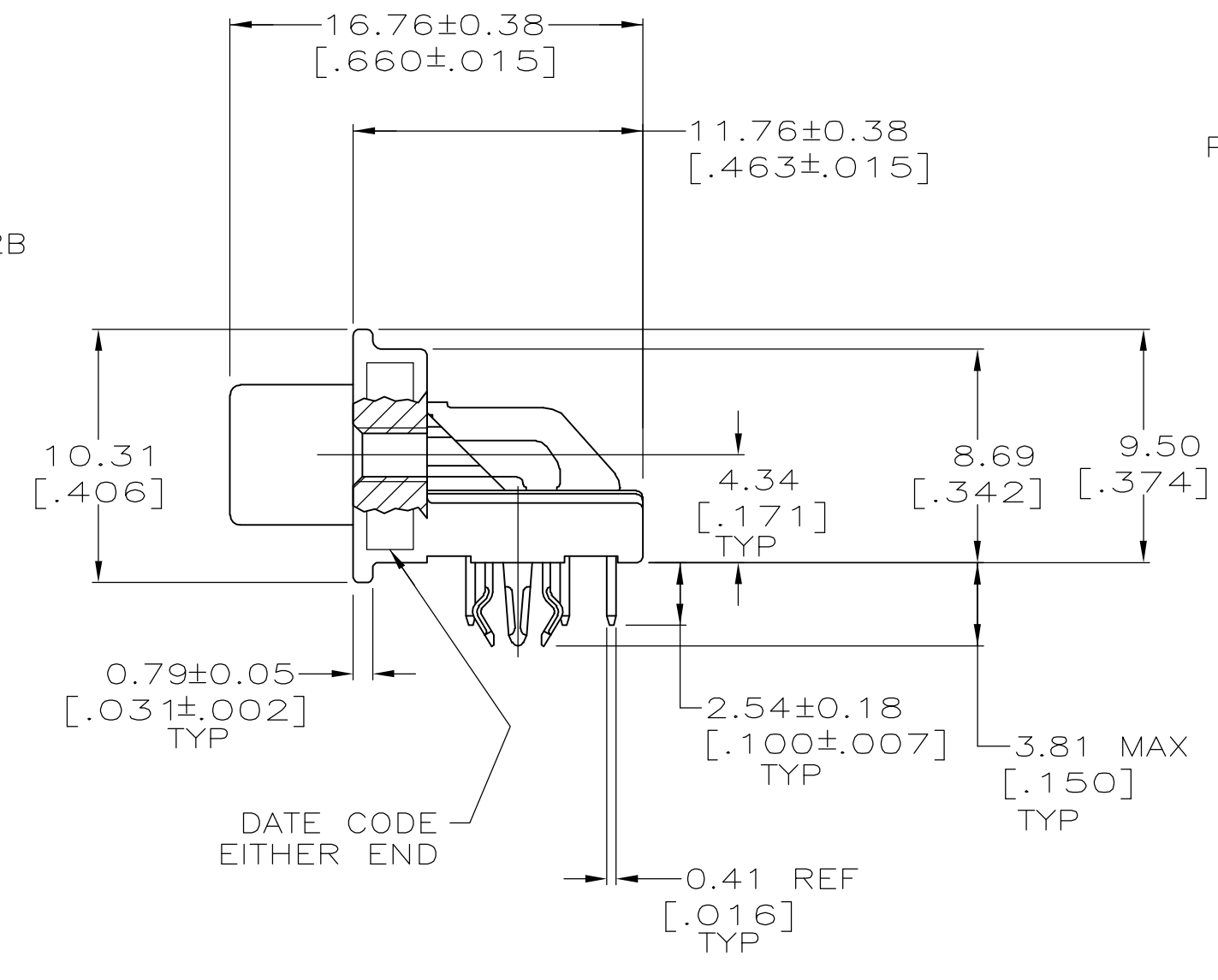
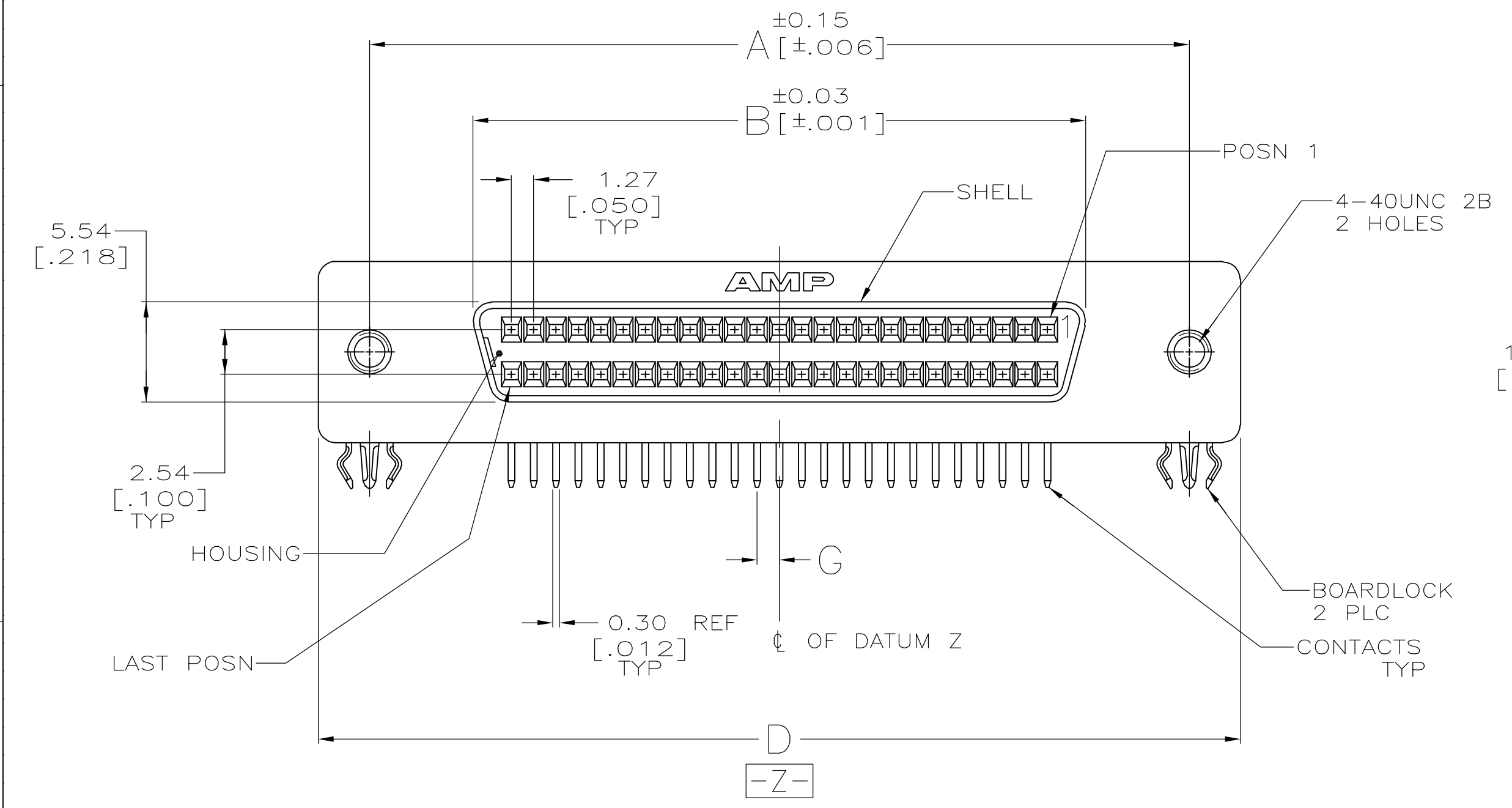
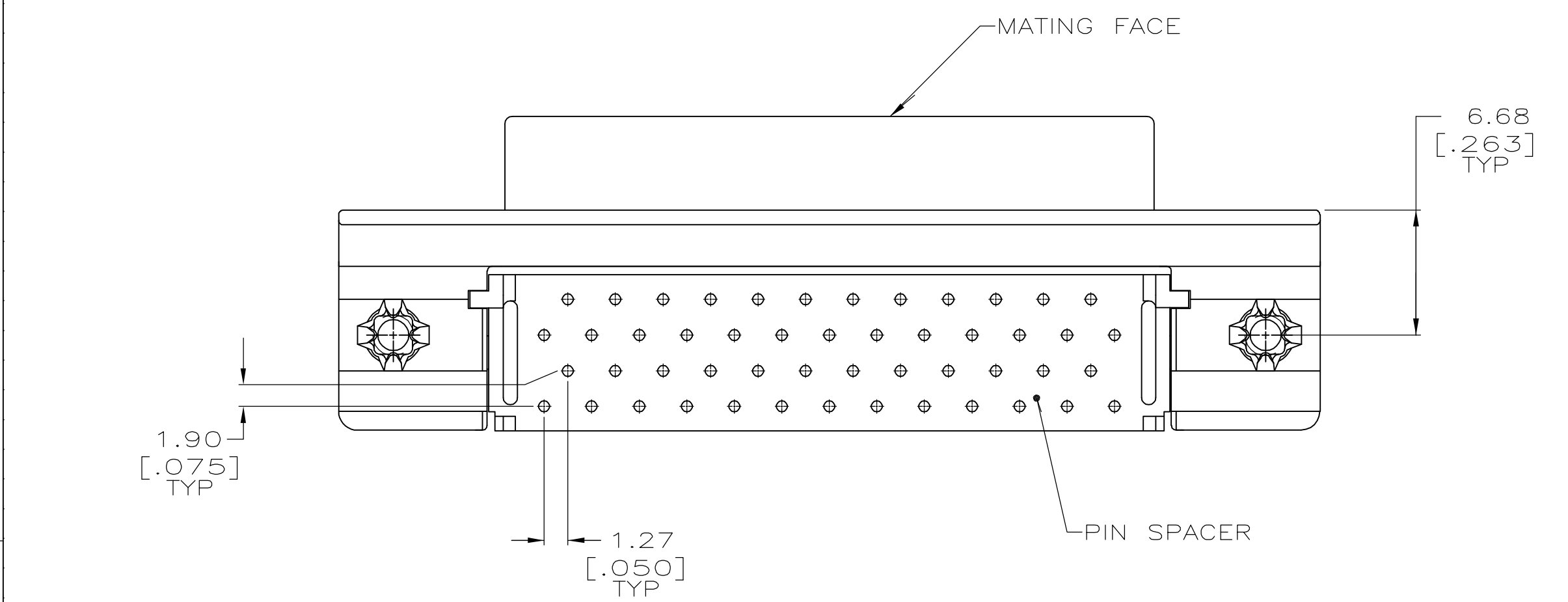


P.C. BOARD MOUNTING DIMENSIONS
 CONNECTOR SIDE
 P.C. BOARD THICKNESS 1.57±0.18 [.062±.007]



RECOMMENDED PANEL CUTOUT



- 1 CONTACTS:PHOSPHOR BRONZE; HOUSING & PIN SPACER:UL 94V-0 RATED, THERMOPLASTIC, BLACK; BRACKET:ZINC; SHELL:CARBON STEEL; BOARDLOCKS:COPPER ALLOY.
- 2 0.76µm[.000030] MIN GOLD FOR A LENGTH OF 0.64[.025] MAX, 0.13[.005] MIN FROM MATING END, 3.81µm [.00150] MIN TIN-LEAD ON OPPOSITE END FOR A LENGTH OF 2.72 [.107] MIN, BOTH OVER 1.27µm [.000050] MIN NICKEL. SHELL: 5.08µm[.000200] MIN NICKEL OVER 1.27µm[.000050] MIN COPPER. BRACKET: 2.54µm[.000100] MIN NICKEL OVER 5.08µm[.000200] COPPER. BOARDLOCK: 5.08µm[.000200] MIN TIN-LEAD OVER 1.27µm[.000050] MIN NICKEL.

OBSOLETE	57.91 [2.280]	0.64 [.025]	49.12 [1.934]	61.72 [2.430]	63.88 [2.515]	46.13 [1.816]	57.91 [2.280]	68	787525-7
	40.13 [1.580]	0.64 [.025]	36.78 [1.448]	43.56 [1.715]	46.10 [1.815]	28.35 [1.116]	40.13 [1.580]	40	787525-4
	L	G	F	E	D	B	A	NO OF POSN	PART NUMBER

THIS DRAWING IS A CONTROLLED DOCUMENT.

DIMENSIONS: mm[INCHES]	TOLEANCES UNLESS OTHERWISE SPECIFIED:	DWN: W.G.LENKER 06/29/95	APVD: R.WALTER 07/05/95	NAME: C.DORWART	DATE: 07/05/95	TYCO Electronics	Tyco Electronics Corporation Harrisburg, PA 17105-3608
0 PLC ± -	1 PLC ± -	2 PLC ± 0.13 [000]	3 PLC ± -	4 PLC ± -	ANGLES ± -	FINISH	RESTRICTED TO
MATERIAL	FINISH	PRODUCT SPEC: 108-1228	APPLICATION SPEC: 114-40029	WEIGHT	SCALE: 4:1	SHEET 1 OF 1	REV J1

CUSTOMER DRAWING