



Connectors > Audio & Video Connectors > HDMI Connectors



Connector & Housing Type: **Receptacle**

Connector Profile: **Standard**

Number of Ports: **1**

PCB Mount Location: **Top**

PCB Mount Orientation: **Right Angle**

Features

Product Type Features

Grounding Options	Panel Ground
Ground Feature Type	M3 Threaded Hole
Connector & Housing Type	Receptacle
Connector System	Cable-to-Board
Connector & Contact Terminates To	Printed Circuit Board

Configuration Features

Panel Ground Location	Top
Stacked	No
Number of Ports	1
PCB Mount Orientation	Right Angle
Number of Positions	19

Body Features

Shell Plating Finish	Matte
Shell Plating Material	Tin
Connector Profile	Standard

Contact Features

Contact Mating Area Plating Material Thickness	.1 μm [3.937 μin]
Contact Mating Area Plating Material	Gold Flash over Palladium Nickel
Contact Current Rating (Max)	.5 A

Termination Features

Termination Post & Tail Length	1.1 mm, 1.6 mm[.043 in][.061 in]
Termination Method to Printed Circuit Board	Surface Mount

Mechanical Attachment

PCB Mount Retention Type	Straight Leg
PCB Mount Location	Top
Connector Mounting Type	Board Mount

Housing Features

Housing Color	Black
Centerline (Pitch)	1 mm[.039 in]

Dimensions

PCB Thickness (Min)	1.6 mm[.063 in]
---------------------	-----------------

Usage Conditions

Mating Cycles (Max)	10000
Soldering Temperature (Max)	260 °C
Operating Temperature Range	-25 – 70 °C[-13 – 158 °F]

Operation/Application

Assembly Process Feature	Carrier Tape
Circuit Application	Signal

Packaging Features

Packaging Method	Box & Tray, Tray
------------------	------------------

Product Compliance

[For compliance documentation, visit the product page on TE.com>](#)

EU RoHS Directive 2011/65/EU	Compliant
EU ELV Directive 2000/53/EC	Compliant
China RoHS 2 Directive MIIT Order No 32, 2016	No Restricted Materials Above Threshold
EU REACH Regulation (EC) No. 1907/2006	



Current ECHA Candidate List: JUNE 2023 (235)
 Candidate List Declared Against: JAN 2021 (211)
 Does not contain REACH SVHC


Halogen Content
 Low Halogen - Br, Cl, F, I < 900 ppm per homogenous material. Also BFR/CFR/PVC Free

Solder Process Capability
 Reflow solder capable to 245°C

Product Compliance Disclaimer

This information is provided based on reasonable inquiry of our suppliers and represents our current actual knowledge based on the information they provided. This information is subject to change. The part numbers that TE has identified as EU RoHS compliant have a maximum concentration of 0.1% by weight in homogenous materials for lead, hexavalent chromium, mercury, PBB, PBDE, DBP, BBP, DEHP, DIBP, and 0.01% for cadmium, or qualify for an exemption to these limits as defined in the Annexes of Directive 2011/65/EU (RoHS2). Finished electrical and electronic equipment products will be CE marked as required by Directive 2011/65/EU. Components may not be CE marked. Additionally, the part numbers that TE has identified as EU ELV compliant have a maximum concentration of 0.1% by weight in homogenous materials for lead, hexavalent chromium, and mercury, and 0.01% for cadmium, or qualify for an exemption to these limits as defined in the Annexes of Directive 2000/53/EC (ELV). Regarding the REACH Regulation, the information TE provides on SVHC in articles for this part number is based on the latest European Chemicals Agency (ECHA) 'Guidance on requirements for substances in articles' posted at this URL: <https://echa.europa.eu/guidance-documents/guidance-on-reach>

Compatible Parts



Customers Also Bought





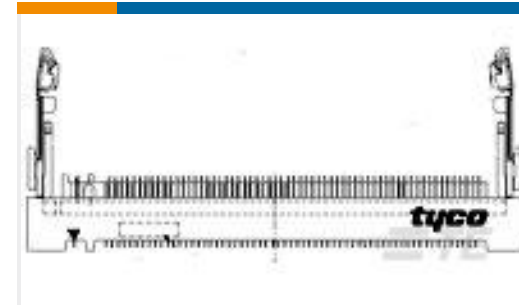
TE Part #1903815-1
INDUSTRIAL USB REC ASSY R/A
2ROW



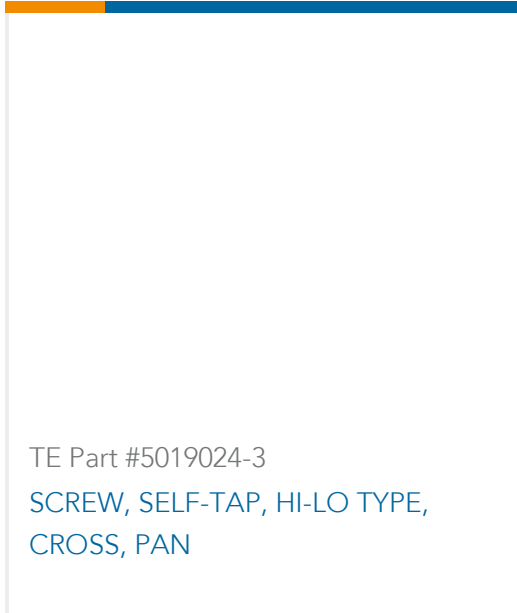
TE Part #2337235-1
TACT MICRO JB 4.6X4.4X1.05 P3.5 PH
100GF



TE Part #3-2176367-2
RQ 0603 9K76 0.1% 10PPM 1K RL



TE Part #1717831-2
MINI PCI EXPRESS EMOSS TAPE
CONN



TE Part #5019024-3
SCREW, SELF-TAP, HI-LO TYPE,
CROSS, PAN

Documents

CAD Files

3D PDF

3D

Customer View Model

[ENG_CVM_CVM_1-1747981-2_L.2d_dxf.zip](#)

English

Customer View Model

[ENG_CVM_CVM_1-1747981-2_L.3d_igs.zip](#)

English

Customer View Model

[ENG_CVM_CVM_1-1747981-2_L.3d_stp.zip](#)

English

By downloading the CAD file I accept and agree to the [Terms and Conditions](#) of use.

Datasheets & Catalog Pages

[Connectors & Cable Assemblies Incorporating HDMI Technology](#)

English

[6-1773453-4_HDMI_QRG](#)

English

Product Specifications

[HDMI CONNECTOR](#)

Japanese

[Product Specification](#)

Japanese

[Product Specification](#)

Japanese



HDMI 19 POS

Japanese

Product Environmental Compliance

Product Compliance

English

Product Compliance

English