

TTL Modulation Red Dot Laser Module

VLM-635-32 Series



FEATURES:

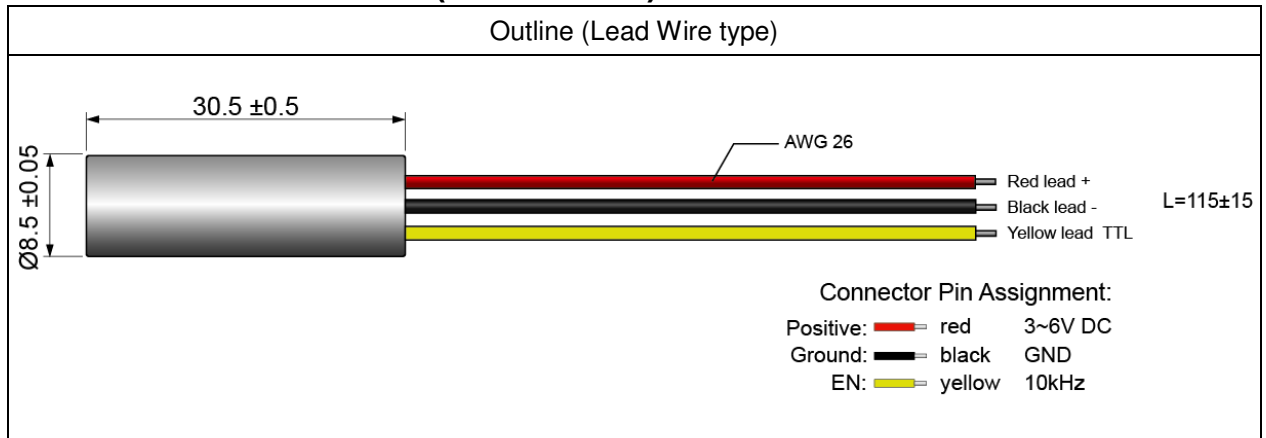
- TTL Modulation Red Dot Laser Module.
- CW to 10K HZ stable power output for demanding power and speed are of important.
- This module has integrated optic, laser diode, and APC with TTL control driver circuit.
- APC Driver Circuit enables the Laser output power safe and constant.
- Dimensions : Ø8.5 x 30.5 mm (Ø0.334" x 1.2")
- Wavelength : 630~645nm
- Laser power output : LPA - Class IIIa – less than 4mW.
LPT - Class II – less than 1mW.
- Beam Divergence (Half Angle) : < 0.4 mRad
- 3~6 VDC operation.
- Connection type : Lead wire

APPLICATIONS:

- Free space low frequency optical communication.
- Laser base measurement.
- 2D, 3D position, sampling.
- Medical application.
- Optical lighting.
- Counting.
- Scanning.
- I2C and Can Bus application.
- Medical science.

VLM-635-32 Series

OUTLINE DIMENSIONS (UNITS: mm)



SPECIFICATIONS

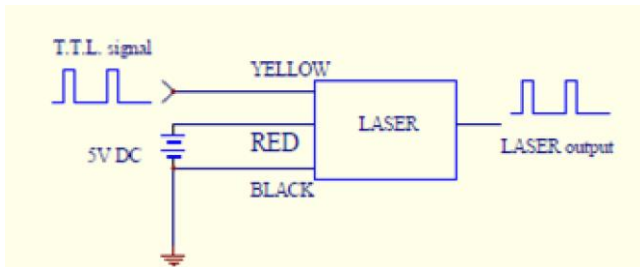
SPECIFICATIONS		VLM-635-32	
		LPT	LPA
1	Dimensions	Ø8.5 x 30.5 mm (Ø0.334" x 1.2")	
2	Weight	4.3g	
3	Operating voltage (Vop)	3~6 VDC	
4	Operating current (Iop)	Less than 40mA	Less than 60mA
5	Continuous wave output power (Po)	Less than 1mW	Less than 4mW
6	Laser class	Class II	Class IIIa
7	Wavelength at peak emission (λp)	630~645nm	
8	Collimating lens	Aspherical Glass lens	
9	Output aperture	5mm	
10	Beam shape	Ellipse	
11	Spot size at 10M	5±1mm	
12	Divergence(Half angle)	Less than 0.4mRad	
13	Operating temp. range*	-20°C ~ +60°C	
14	Storage temp. range	-40°C ~ +85°C	
15	Housing material	Stainless steel	
16	Potential of housing	Insulated	
17	Mod. Frequency range	0-10kHz	
18	Operation mode**	TTL (High on)***	
19	EN input current	1 to 20mA	
20	Electrostatic discharge (ESD)	30KV	

VLM-635-32 Series

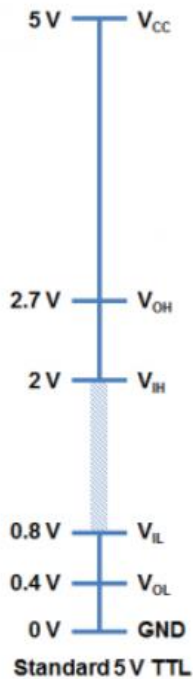
21	Moisture sensitivity level (MSL)	Level 1 - acc to JEDEC J-STD-020E.
22	Wire type	1007-26AWG
23	Cable length	115±15mm
24	Mean time to failure(MTTF) 25°C	10000hrs
25	Application	Modulation
26	Suggestion work distance	1~10 meters / 3~40 feet

* Operation temperature: it means within this temperature range, the laser spot/line will not be affected to change the spot size/line width. It can still work over this range, but the laser spot size or laser line width will be larger.

** TTL Operation Function Diagram



*** TTL Level



VLM-635-32 Series

ORDER CODE

Order Code	Wavelength	Laser Power Output	Laser Class	Connection Type
VLM-635-32 LPA	635 nm	Less than 4mW	Class IIIa	Lead Wire
VLM-635-32 LPT	635 nm	Less than 1mW	Class II	Lead Wire

SAFETY LABEL

