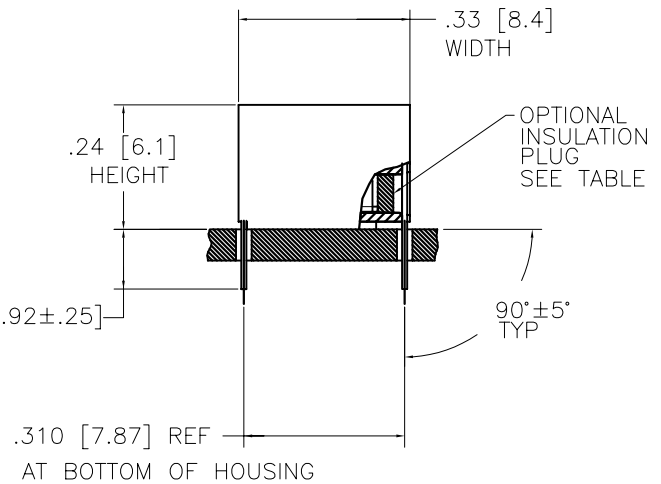
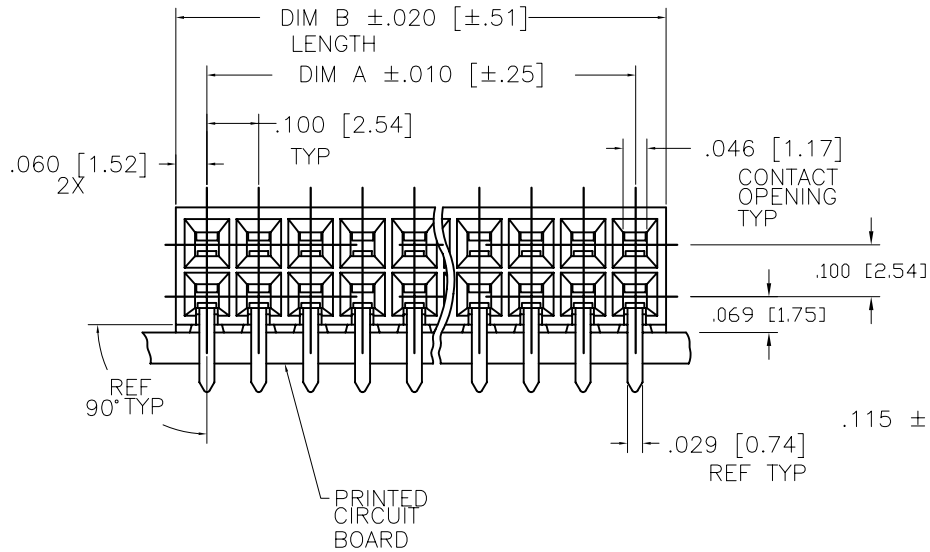
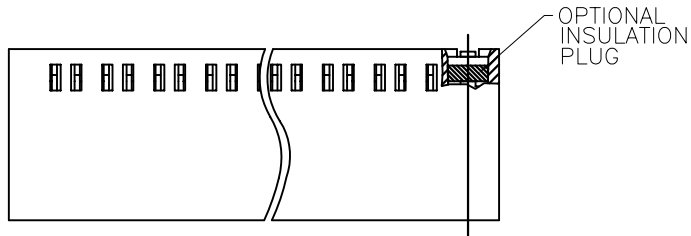


PRODUCT NUMBER
SEE TABLE



Copyright FCI

mat'l. code		surface		tolerance		projection		product family	
-		ISO 1302		ISO 406		INCH/MM		CARD CONN	
ltr	ecn no	dr	date	tolerances unless otherwise specified		scale		title	
C	V70454	LSS	6/2/97	linear	.XX±.01/XX±0.3	3:1		HORIZ. CARD CONNECTOR	
D	V71003	JM	10/12/97	linear	.XXX±.005/XX±0.13			DOUBLE ROW .100/2.54 C.C.	
E	V02512	AZ	10/18/00	0°±2'	.XXXX±.0020/XXX±0.051			dwg no	
F	M05-0181	ERE	9/05/05	dr	L. SANDERS	4/10/95		sheet 1 of 4 size	
G	M06-0117	ERE	6/07/06	engr	H. SUNDY	4/10/95		93111	
H	M07-0137	MHT	2/26/07	chr	H. SUNDY	4/10/95		A3	
J	M08-0232	MHT	8/18/08	appd	H. SUNDY	4/10/95		type Product Customer Drawing	
sheet	revision	J	J	J	J				
index	sheet	1	2	3	4				

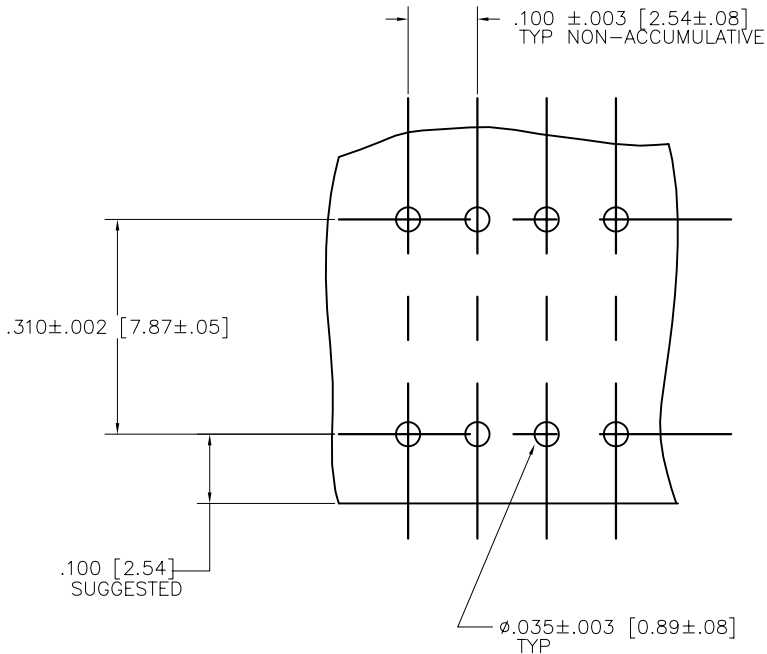


FIGURE 1
SCALE 10/1

NOTES:

- 1 HOUSING MATERIAL:
FILLED HIGH TEMPERATURE NYLON
PER UL 94V-0
COLOR: BLACK
- 2 TERMINAL MATERIAL:
BODY: BRASS .010/.25 THICK
SPRING: BeCu HEAT TREATED
BODY PLATING:
30 MICROINCH GOLD OR GXT /.76 MICRON OVER 50 MICROINCH
NICKEL/1.27 MICRON IN CONTACT AREA.
SPRING PLATING: GOLD FLASH
SOLDER TAIL TO BE PLATED 100 MICROINCH 2.54 MICRON
Sn.(NOTE 7) OVER 50 MICROINCH 1.27 MICRON NICKLE
- 3 APPLICATION INFORMATION:
A RECOMMENDED MOUNTING HOLE PATTERN IS SHOWN IN
FIG. "1"
B ALL MATING PINS TO BE .025/.64 SQUARE ON TRUE CENTER
OF GIVEN TERMINAL SPACINGS WITHIN .015/.38 DIA.
C SUGGESTED MATING PIN LENGTH .350±.020/.8.89±.51.
- ④. ADD "LF" SUFFIX AT THE END OF PART NUMBER
FOR LEAD FREE OPTION.
- ⑤. THESE PRODUCTS MEET EUROPEAN UNION DIRECTIVES
AND OTHER COUNTRY REGULATIONS AS DESCRIBED IN
GS-22-008.
6. THIS PART WILL WITHSTAND EXPOSURE TO 260°C PEAK
TEMPERATURE FOR 20 SECONDS IN A WAVE SOLDER,
INFRA-RED OR VAPOR PHASE SOLDER PROCESS.
- ⑦. "THIS PRODUCT HAS 100% TIN PLATING IN THE INTERFACE
AND HAS NOT BEEN TESTED FOR WHISKER GROWTH IN ALL
INTERCONNECT ENVIRONMENTS."
- ⑧. PLATING OPTIONS:
MAY BE EITHER GOLD OR GXT PLATED AT MANUFACTURER'S OPTION.

mat'l. code		surface		tolerance		projection		product family	
-		ISO 1302		ISO 406 ISO 1101				CARD CONN	
ltr	ec'n no	dr	date	tolerances unless otherwise specified					
J				angles	linear	.XX±.01/XX±0.3		title	
				0°±2'		.XXX±.005/XX±0.13		HORIZ. CARD CONNECTOR	
						.XXXX±.0020/XXX±0.051		DOUBLE ROW .100/2.54 C.C.	
		dr	L. SANDERS	4/10/95	scale 3:1		dwg no		
		enr	H. SUNDY	4/10/95			sheet 2 of 4 size		
		chr	H. SUNDY	4/10/95			93111		
		appd	H. SUNDY	4/10/95			A3		
sheet		revision				type		Product Customer Drawing	
index		sheet							

PRODUCT NUMBER	N. OF POS.	DIM. A	DIM. B	INSULATION PLUG	LEAD FREE OPTION	N. OF	POS.	DIM. A	DIM. B	INSULATION PLUG	LEAD FREE OPTION
93111 -005	2X5	.40/10.1	.520/13.21	NO	NOTE 4, 5	93111 -041	2X41	4.00/101.6	4.120/104.65	NO	NOTE 4,5
-006	2X6	.50/12.7	.620/15.75			-042	2X42	4.10/104.1	4.220/107.19		
-007	2X7	.60/15.2	.720/18.27			-043	2X43	4.20/106.6	4.320/109.73		
-008	2X8	.70/17.7	.820/20.83			-044	2X44	4.30/109.2	4.420/112.27		
-009	2X9	.80/20.3	.920/23.37			-045	2X45	4.40/111.7	4.520/114.81		
-010	2X10	.90/22.8	1.020/25.91			-046	2X46	4.50/114.3	4.620/117.35		
-011	2X11	1.00/25.4	1.120/28.45			-047	2X47	4.60/116.8	4.720/119.89		
-012	2X12	1.10/27.9	1.220/30.99			-048	2X48	4.70/119.3	4.820/122.43		
-013	2X13	1.20/30.4	1.320/33.53			-049	2X49	4.80/121.9	4.920/124.97		
-014	2X14	1.30/33.0	1.420/36.07			-050	2X50	4.90/124.4	5.020/127.51		
-015	2X15	1.40/35.5	1.520/38.61			-051	2X51	5.00/127.0	5.120/130.05		
-016	2X16	1.50/38.1	1.620/41.15			-052	2X52	5.10/129.5	5.220/132.59		
-017	2X17	1.60/40.6	1.720/43.69			-053	2X53	5.20/132.0	5.320/135.15		
-018	2X18	1.70/43.1	1.820/46.23			-054	2X54	5.30/134.6	5.420/137.67		
-019	2X19	1.80/45.7	1.920/48.77			-055	2X55	5.40/137.1	5.520/140.21		
-020	2X20	1.90/48.2	2.020/51.31			-056	2X56	5.50/139.7	5.620/142.76		
-021	2X21	2.00/50.8	2.120/53.85			-057	2X57	5.60/142.2	5.720/145.29		
-022	2X22	2.10/53.3	2.220/56.39			-058	2X58	5.70/144.7	5.820/147.83		
-023	2X23	2.20/55.8	2.320/58.93			-059	2X59	5.80/147.3	5.920/150.37		
-024	2X24	2.30/58.4	2.420/61.47			-060	2X60	5.90/149.8	6.020/152.91		
-025	2X25	2.40/60.9	2.520/64.01			-061	2X61	6.00/152.4	6.120/155.45		
-026	2X26	2.50/63.5	2.620/66.55			-062	2X62	6.10/154.9	6.220/157.99		
-027	2X27	2.60/66.0	2.720/69.09			-063	2X63	6.20/157.4	6.320/160.53		
-028	2X28	2.70/68.5	2.820/71.63			-064	2X64	6.30/160.0	6.420/163.07		
-029	2X29	2.80/71.1	2.920/74.17			93111 -065	2X65	6.40/162.5	6.520/165.61	NO	NOTE 4,5
-030	2X30	2.90/73.6	3.020/76.71								
-031	2X31	3.00/76.2	3.120/79.25								
-032	2X32	3.10/78.7	3.220/81.79								
-033	2X33	3.20/81.2	3.320/84.33								
-034	2X34	3.30/83.8	3.420/86.87								
-035	2X35	3.40/86.3	3.520/89.41								
-036	2X36	3.50/88.9	3.620/91.95								
-037	2X37	3.60/91.4	3.720/94.49								
-038	2X38	3.70/93.9	3.820/97.03								
-039	2X39	3.80/96.5	3.920/99.57								
93111 -040	2X40	3.90/99.0	4.020/102.11	NO	NOTE 4, 5						



Copyright FCI

mat'l. code		surface		tolerance		projection		product family	
-		ISO 1302		ISO 406 ISO 1101				CARD CONN	
ltr	ecn no	dr	date	tolerances unless otherwise specified		INCH/MM		title	
J				.XX±.01/XX±0.3 .XXX±.005/XX±0.13 .XXXX±.0020/XXX±0.051				HORIZ. CARD CONNECTOR DOUBLE ROW .100/2.54 C.C.	
				0°±2'		scale 3:1		dwg no	
				dr L. SANDERS 4/10/95				sheet 3 of 4 size	
				engr H. SUNDY 4/10/95				93111 A3	
				chr H. SUNDY 4/10/95				type Product Customer Drawing	
				appd H. SUNDY 4/10/95					
sheet	revision								
index	sheet								

PRODUCT NUMBER	N. OF POS.	DIM. A	DIM. B	INSULATION PLUG	LEAD FREE OPTION
93111-505	2X5	.40/10.1	.520/13.21	YES	NOTE 4, 5
-506	2X6	.50/12.7	.620/15.75		
-507	2X7	.60/15.2	.720/18.27		
-508	2X8	.70/17.7	.820/20.83		
-509	2X9	.80/20.3	.920/23.37		
-510	2X10	.90/22.8	1.020/25.91		
-511	2X11	1.00/25.4	1.120/28.45		
-512	2X12	1.10/27.9	1.220/30.99		
-513	2X13	1.20/30.4	1.320/33.53		
-514	2X14	1.30/33.0	1.420/36.07		
-515	2X15	1.40/35.5	1.520/38.61		
-516	2X16	1.50/38.1	1.620/41.15		
-517	2X17	1.60/40.6	1.720/43.69		
-518	2X18	1.70/43.1	1.820/46.23		
-519	2X19	1.80/45.7	1.920/48.77		
-520	2X20	1.90/48.2	2.020/51.31		
-521	2X21	2.00/50.8	2.120/53.85		
-522	2X22	2.10/53.3	2.220/56.39		
-523	2X23	2.20/55.8	2.320/58.93		
-524	2X24	2.30/58.4	2.420/61.47		
-525	2X25	2.40/60.9	2.520/64.01		
-526	2X26	2.50/63.5	2.620/66.55		
-527	2X27	2.60/66.0	2.720/69.09		
-528	2X28	2.70/68.5	2.820/71.63		
-529	2X29	2.80/71.1	2.920/74.17		
-530	2X30	2.90/73.6	3.020/76.71		
-531	2X31	3.00/76.2	3.120/79.25		
-532	2X32	3.10/78.7	3.220/81.79		
-533	2X33	3.20/81.2	3.320/84.33		
-534	2X34	3.30/83.8	3.420/86.87		
-535	2X35	3.40/86.3	3.520/89.41		
-536	2X36	3.50/88.9	3.620/91.95		
-537	2X37	3.60/91.4	3.720/94.49		
-538	2X38	3.70/93.9	3.820/97.03		
-539	2X39	3.80/96.5	3.920/99.57		
93111-540	2X40	3.90/99.0	4.020/102.11	YES	NOTE 4, 5

PRODUCT NUMBER	N. OF POS.	DIM. A	DIM. B	INSULATION PLUG	LEAD FREE OPTION
93111-541	2X41	4.00/101.6	4.120/104.65	YES	NOTE 4, 5
-542	2X42	4.10/104.1	4.220/107.19		
-543	2X43	4.20/106.6	4.320/109.73		
-544	2X44	4.30/109.2	4.420/112.27		
-545	2X45	4.40/111.7	4.520/114.81		
-546	2X46	4.50/114.3	4.620/117.35		
-547	2X47	4.60/116.8	4.720/119.89		
-548	2X48	4.70/119.3	4.820/122.43		
-549	2X49	4.80/121.9	4.920/124.97		
-550	2X50	4.90/124.4	5.020/127.51		
-551	2X51	5.00/127.0	5.120/130.05		
-552	2X52	5.10/129.5	5.220/132.59		
-553	2X53	5.20/132.0	5.320/135.15		
-554	2X54	5.30/134.6	5.420/137.67		
-555	2X55	5.40/137.1	5.520/140.21		
-556	2X56	5.50/139.7	5.620/142.76		
-557	2X57	5.60/142.2	5.720/145.29		
-558	2X58	5.70/144.7	5.820/147.83		
-559	2X59	5.80/147.3	5.920/150.37		
-560	2X60	5.90/149.8	6.020/152.91		
-561	2X61	6.00/152.4	6.120/155.45		
-562	2X62	6.10/154.9	6.220/157.99		
-563	2X63	6.20/157.4	6.320/160.53		
-564	2X64	6.30/160.0	6.420/163.07		
93111-565	2X65	6.40/162.5	6.520/165.61	YES	NOTE 4, 5



FCconnect.com

Copyright FCI

mat'l. code		surface		tolerance		projection		product family	
-		ISO 1302		ISO 406 ISO 1101				CARD CONN	
ltr	ecn no	dr	date	tolerances unless otherwise specified		INCH/MM		title	
J				angles linear .XX±.01/XX±.03 .XXX±.005/XX±.013 .XXXX±.0020/XXX±.0051		scale 3:1		HORIZ. CARD CONNECTOR DOUBLE ROW .100/2.54 C.C.	
		dr	L. SANDERS	4/10/95				dwg no	
		enrg	H. SUNDY	4/10/95				sheet 4 of 4 size	
		chr	H. SUNDY	4/10/95				93111 A3	
		appd	H. SUNDY	4/10/95				type Product Customer Drawing	
sheet	revision								
index	sheet								