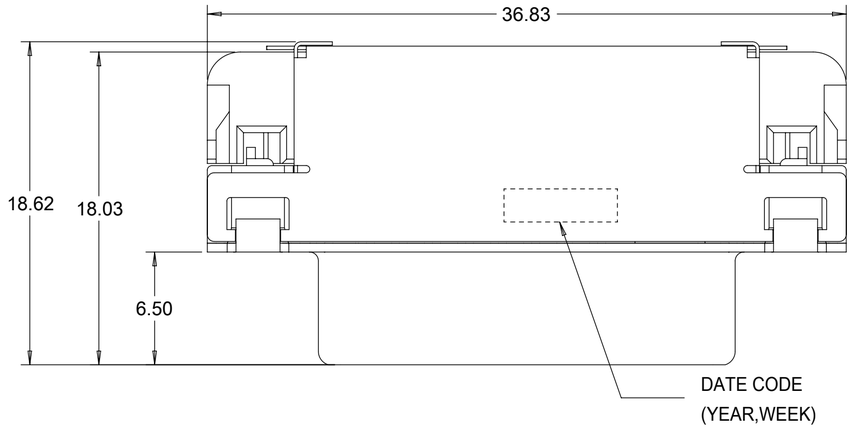

NOTES:
1. MATERIAL:
   FRONT SHIELD: DEEP DRAW STEEL;
   BACK SHIELD: STAINLESS STEEL;
   HOUSING: LCP, UL94V-0, NATURAL (WHITE);
   TAIL ALIGNER: LCP, UL94V-0, NATURAL (WHITE);
   CONTACT: COPPER ALLOY.
2. PLATING: SEE SHEET 2.
3. PRODUCT CONFORMS TO MOLEX PRODUCT SPECIFICATION NUMBER PS-74320-001.
4. SEE SHEET 2 FOR RECOMMENDED PANEL CUT-OUT AND P.C.B. LAYOUT.
5. PARTS WILL BE PACKAGED IN TRAYS PER PK-74320-044.
6. PRODUCT CONFORMS TO DDWG DVI SPECIFICATION. REFER TO THIS SPECIFICATION FOR CONNECTOR MATING DIMENSIONS.
7. RECOMMENDED MOUNTING HARDWARE IS MOLEX P/N 88780-6066.
   REFER TO PRODUCT SPECIFICATION NUMBER PS-74320-001 FOR THIS APPLICATION TORQUE REQUIREMENT FOR ASSMBLING MOUNTING HARDWARE.

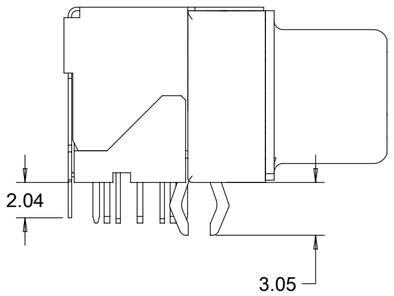

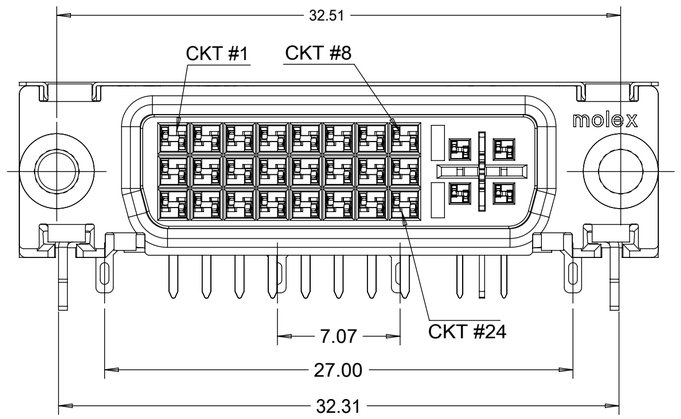

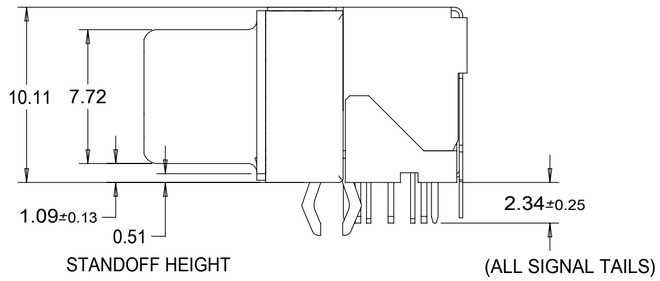

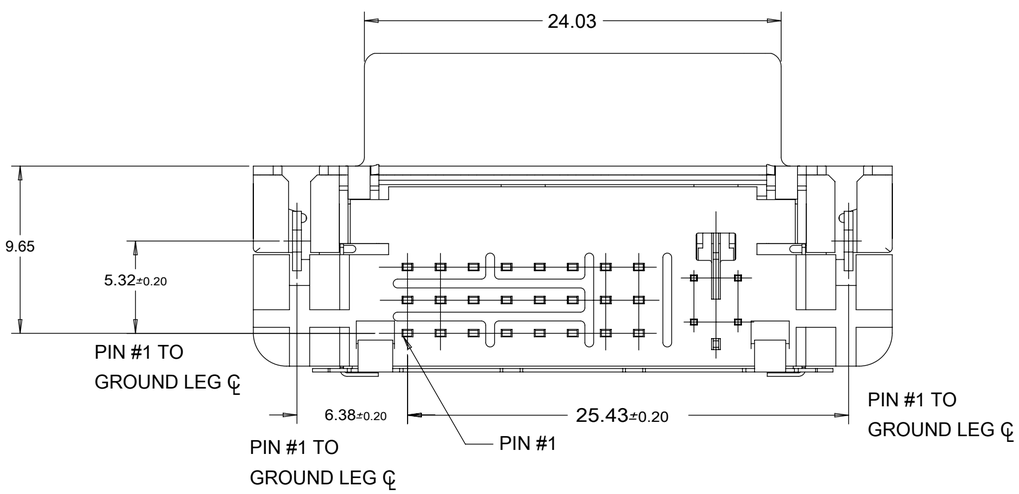

QUALITY SYMBOLS	
A	= 0
E	= 0
P	= 0
▼	= 0
V	= 0
☒	= 0
■	= 0
V	= 0

THIS DRAWING CONTAINS INFORMATION THAT IS PROPRIETARY TO MOLEX ELECTRONIC TECHNOLOGIES, LLC AND SHOULD NOT BE USED WITHOUT WRITTEN PERMISSION

CHANGE SHELL PLATING 2016/08/17
EC NO: 118825 2016/08/16
DRWN: XQZHANG
CHK'D: XQZHANG 2017/07/10
APPR: AYIN
REV C

GENERAL TOLERANCES (UNLESS SPECIFIED)

ANGULAR TOL ±	1.0 °
4 PLACES	±
3 PLACES	±
2 PLACES	± 0.25
1 PLACE	± 0.25
0 PLACES	±

DRAFT WHERE APPLICABLE MUST REMAIN WITHIN DIMENSIONS

DIMENSION UNITS	MM
SCALE	1:1
DRWN BY	XQZHANG
DATE	2014/12/11
CHK'D BY	XQZHANG
DATE	2014/12/10
APPR BY	AYIN
DATE	2015/02/09
DRAWING SIZE	A2
THIRD ANGLE PROJECTION	

molex®

DVI-I RIGHT ANGLE
RECEPTACLE CONNECTOR, W/SHIELDING & W/O SCREW

PRODUCT CUSTOMER DRAWING

SERIES	MATERIAL NUMBER	CUSTOMER
74320	74320-1033	GENERAL MARKET

DOCUMENT NUMBER	DOC TYPE	DOC PART	SHEET NUMBER
SD-74320-133	PSD	000	1 OF 2

RELEASE STATUS		RELEASE DATE	

FORMAT: master-tb-prod-A2
REVISION: G
DATE: 2015/12/14

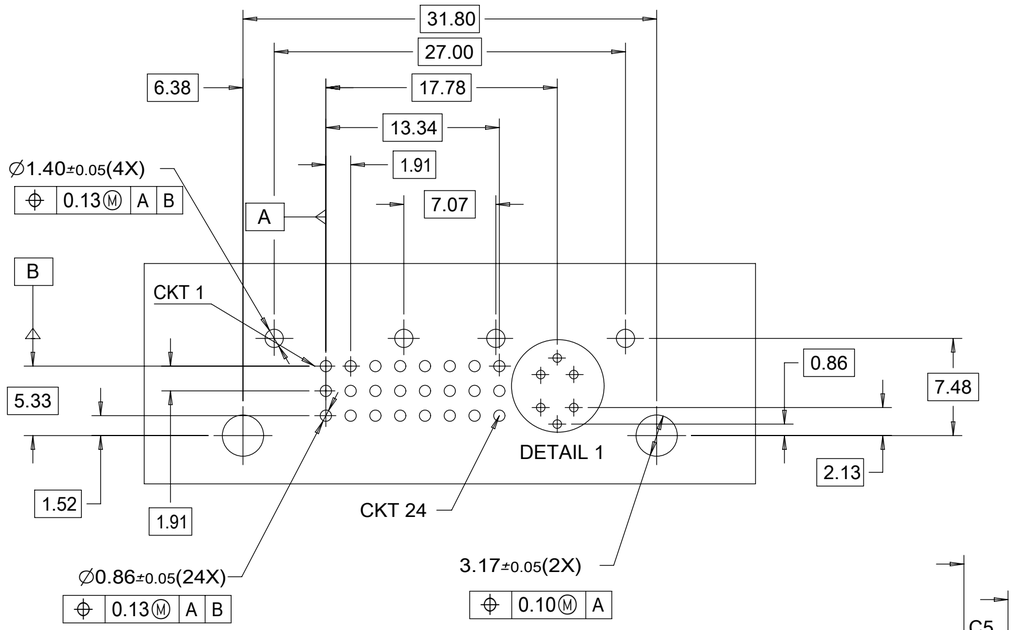

(FINISHED THRU HOLE)

RECOMMENDED PCB LAYOUT

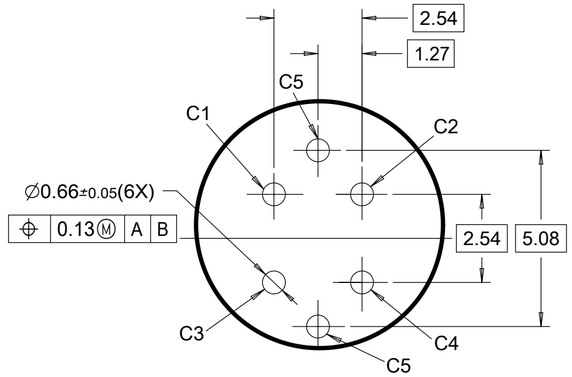

DETAIL 1

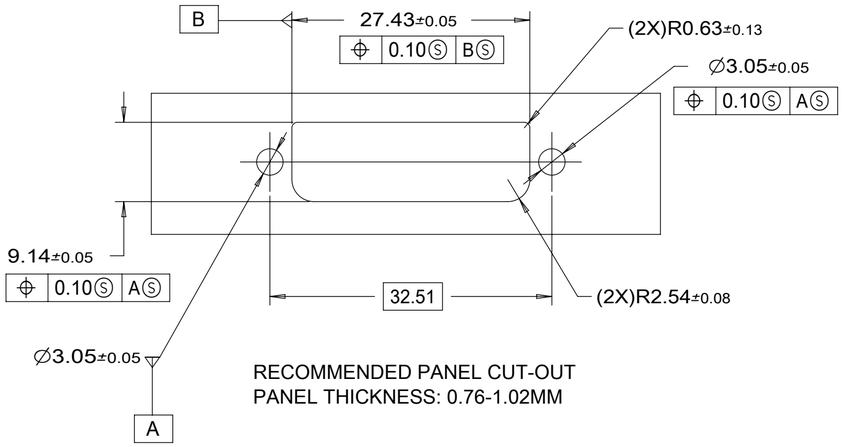

RECOMMENDED PANEL CUT-OUT
PANEL THICKNESS: 0.76-1.02MM

PLATING OPTIONS:
FRONT SHIELD -- 60u"/(1.5um) MIN. SOLDERABLE NICKEL OVER
30u"/(0.75um) MIN. COPPER OVERALL.
BACK SHIELD -- 50u"/1.27um MIN. BRIGHT TIN OVER
50u"/1.27um MIN. NICKEL OVER COPPER FLASH.

.075"/1.91mm CONTACTS -- 30u"/0.75um MIN. SELECT GOLD AND
100u"/2.50um MIN. SELECT TIN
OVER 50u"/1.27um MIN. NICKEL OVERALL.
.100"/2.54mm CONTACTS -- 30u"/0.75um MIN. SELECT GOLD AND
100u"/2.50um MIN. SELECT TIN.
OVER 50u"/1.27um MIN. NICKEL OVERALL.

RELEASE STATUS	
RELEASE DATE	

QUALITY SYMBOLS: E/A = 0; E/B = 0; E/D = 0; ▼ = 0; E/C = 0; ☒ = 0; ■ = 0; E/F = 0

CHANGE SHELL PLATING
EC NO: 118825 2016/08/17
DRWN: XQZHANG 2016/08/16
CHK'D: XQZHANG 2017/07/10
APPR: AYIN

REV: C

GENERAL TOLERANCES (UNLESS SPECIFIED)

ANGULAR TOL	±	1.0 °
4 PLACES	±	
3 PLACES	±	
2 PLACES	±	0.25
1 PLACE	±	0.25
0 PLACES	±	

DRAFT WHERE APPLICABLE MUST REMAIN WITHIN DIMENSIONS

THIS DRAWING CONTAINS INFORMATION THAT IS PROPRIETARY TO MOLEX ELECTRONIC TECHNOLOGIES, LLC AND SHOULD NOT BE USED WITHOUT WRITTEN PERMISSION

DIMENSION UNITS	MM
SCALE	1:1
DRWN BY	XQZHANG
DATE	2014/12/11
CHK'D BY	XQZHANG
DATE	2014/12/10
APPR BY	AYIN
DATE	2015/02/09
DRAWING SIZE	A2
THIRD ANGLE PROJECTION	

molex®

DVI-I RIGHT ANGLE
RECEPTACLE CONNECTOR, W/SHIELDING & W/O SCREW

PRODUCT CUSTOMER DRAWING

SERIES	MATERIAL NUMBER	CUSTOMER
74320	74320-1033	GENERAL MARKET

DOCUMENT NUMBER	DOC TYPE	DOC PART	SHEET NUMBER
SD-74320-133	PSD	000	2 OF 2

FORMAT: molex-tb-prod-A2
REVISION: G
DATE: 2015/12/14