

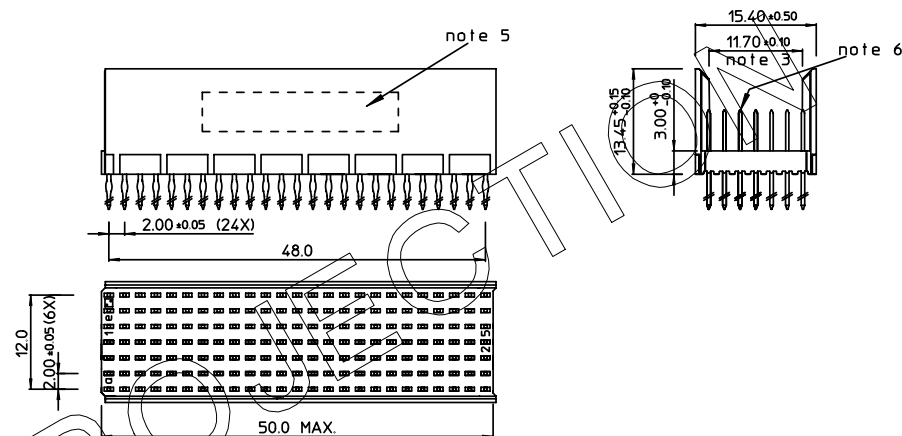
GEN. ST.	01	02	03	04	05	06	07	08	0D	50	60	70	80	90																	
INT. ST.	10	11	12	13	14	18	20	31	32	33	34	38	39	40	42	43	44	45	46	48	56	70	72	73	75	76	81	82	83	84	88

REV.	DATE	DESCRIPTION	BY	C 'K' D'
A	2001-09-14	CONVERSION REVISION 02	KN	
B	2002-05-28	EC B20086	NF	
C	2005-10-20	105-0201	VIVEK	BKP
D	2006-07-14	106-0111	VIVEK	BKP

LOADING PATTERN MATING SIDE

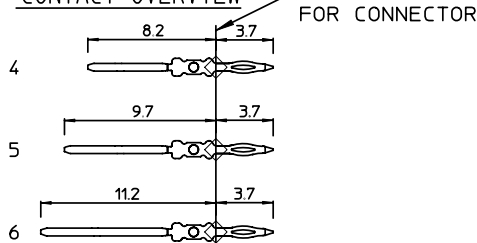
f	6	6	6	6	6	6	6	6	6	6	6	6	6	6	6	6	6	6	6	6	6	6
e	5	5	4	4	4	4	4	4	4	4	4	4	4	4	4	4	4	4	4	4	4	4
d	5	5	5	5	5	5	5	5	5	5	5	5	5	5	5	5	5	5	5	5	5	5
c	4	4	4	4	4	4	4	4	4	4	4	4	4	4	4	4	4	4	4	4	4	4
b	4	4	4	5	5	5	5	5	5	5	5	5	5	5	5	5	5	5	5	5	5	5
a	5	5	4	4	4	4	4	4	4	4	4	4	4	4	4	4	4	4	4	4	4	4
Z	6	6	6	6	6	6	6	6	6	6	6	6	6	6	6	6	6	6	6	6	6	6
TOP	0	1	5	0	1	5	0	1	5	0	1	5	0	1	5	0	1	5	0	1	5	0

LOADED CONNECTOR ASSEMBLY (FOR EXAMPLE)

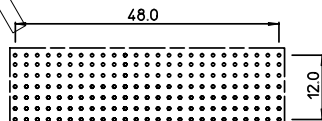


SHEET NR. : 764

CONTACT OVERVIEW



LAY-OUT P.C.B.-HOLE



LEAD FREE INDICATOR : LF = LEAD FREE (DIGIT 15 & 16)

HM2P08PDE2A1

PLATING CODE (DIGIT 13 AND 14) (REF DWG No. BS,C ,201844,003)

NOTES:

- THIS PRODUCT IS CSA APPROVED.
- THIS PRODUCT IS UL RECOGNIZED.
- MEASURED AT THE BOTTOM.
- MATERIAL CONTACT: PHOSPHORBRONZE  
HOUSING: CREAM WHITE GLASSFILLED POLYESTER UL-94V0
- CONNECTOR PRINTED WITH P/N AND DATE CODE.
- FOR ACTUAL CONTACT LOADINGS, SEE LOADING PATTERN MATING SIDE.
- SHAPE OF CONNECTOR HOUSING CAN ALTER DEPENDING ON PRODUCTION LOCATION.
- THE PRODUCT (LF) MEETS EUROPEAN UNION DIRECTIVES AND OTHER COUNTRY REGULATIONS AS DESCRIBED IN GS-22-008
- FOR RECOMMENDED PTH DIMENSIONS REFER DRAWING : BS,A ,201572,001

EUROPEAN

1DEC ±0,2 2DEC ±0,1 ANGLES ±1°	<b>APPR.</b>	<b>DATE</b>	<b>SIGN.</b>	LOADING PATTERN OVERVIEW <b>CAT. No.</b> HM2P08PDE2A1----
	DRAFT	1999-01-19	M.Fret	
WE RESERVE THE RIGHT TO CHANGE DIMENSIONS OR REQUIREMENTS WITHOUT PRIOR NOTICE. ALL DIMENSIONS IN MM	CHECKED			SCALE
	PROD. MGR.			
	PR. ENG. MGR.			
PR. MGT. MGR.				REFERENCES
				BS,C ,201843,672 D
				DRAWING No. CUSTOMER DRAWING REVISION