

1 Scope

The present specifications shall apply to Sanken silicon diode, RM2C.

2 Outline

Type	Silicon Rectifier Diode (Mesa type)
Structure	Resin Molded Flammability: UL94V-0 (Equivalent)
Applications	Commercial Frequency Rectification, etc

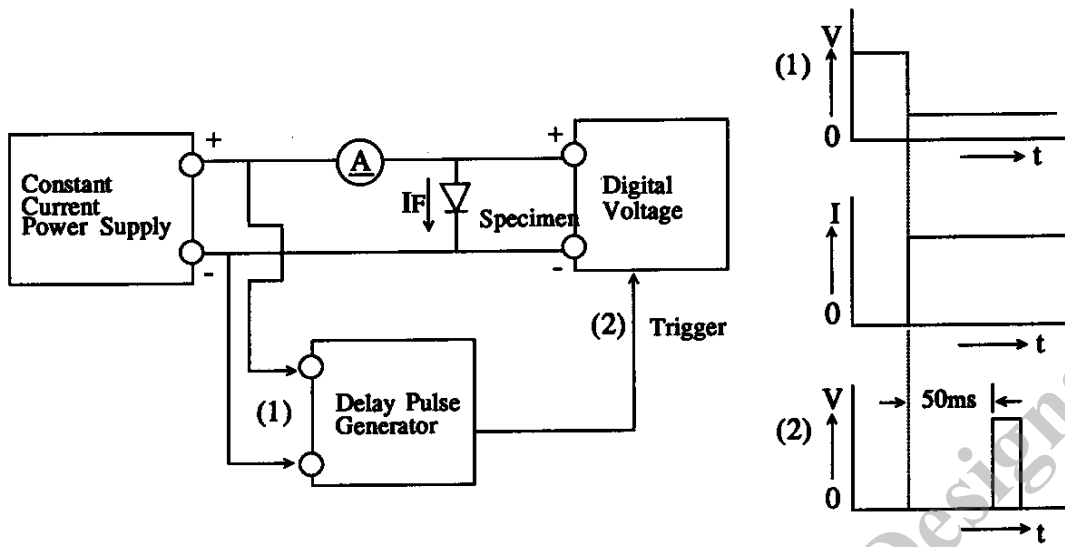
3 Absolute maximum ratings

No.	Item	Symbol	Unit	Rating	Conditions
1	Transient Peak Reverse Voltage	V_{RSM}	V	1050	
2	Peak Reverse Voltage	V_{RM}	V	1000	
3	Average Forward Current	$I_{F(AV)}$	A	1.2	Refer to derating curve in Section 6
4	Peak Surge Forward Current	I_{FSM}	A	100	10ms. Half sine wave, one shot
5	Junction Temperature	T_j	°C	-40 to +150	
6	Storage Temperature	T_{stg}	°C	-40 to +150	

4 Electrical characteristics (Ta=25°C, unless otherwise specified)

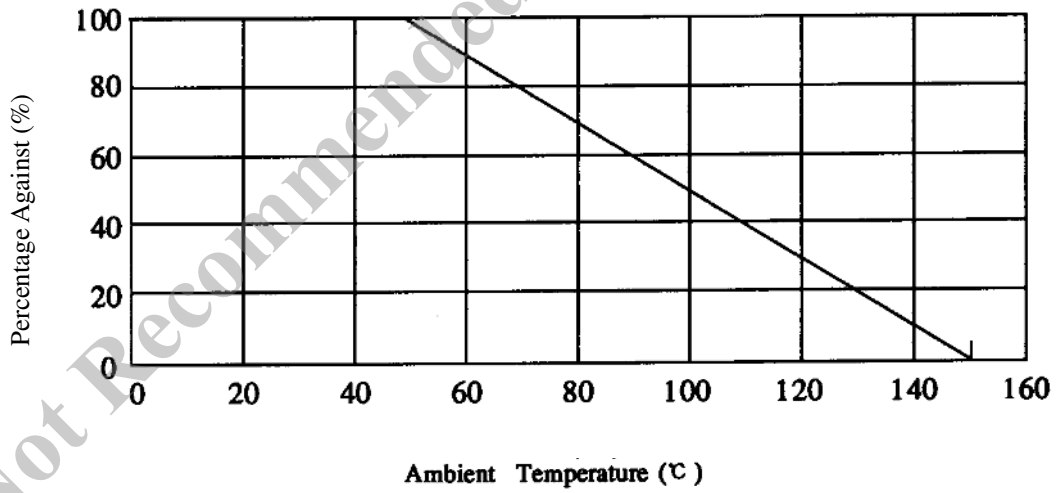
No.	Item	Symbol	Unit	Rating	Conditions
1	Forward Voltage Drop	V_F	V	0.91 max.	$I_F=1.5A$
2	Reverse Leakage Current	I_R	μA	10 max.	$V_R=V_{RM}$
3	Reverse Leakage Current Under High Temperature	$H \cdot I_R$	μA	50 max.	$V_R=V_{RM}$, $T_j=100^\circ C$
4	Thermal Resistance	$R_{th(j-l)}$	°C/W	12 max.	Between Junction and Lead

5 順方向電圧降下測定方法および測定回路
 V_F test and test circuit



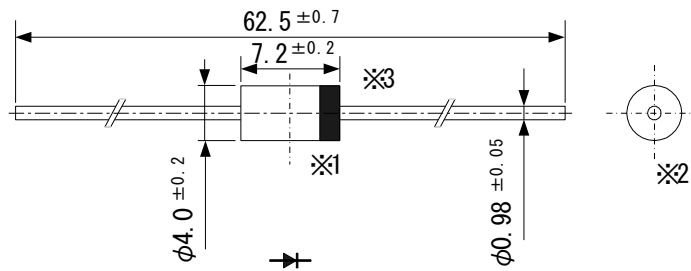
6 Derating

Derating to the ambient temperature
 Power loss generated by voltage is not taken into consideration.



7 Package information

7-1 Package type, physical dimensions and material



- *1 The allowance position of body against the center of whole lead wire is 0.5mm (max.)
- *2 The centric allowance of lead wire against center of physical body is 0.3mm (max.)
- *3 The burr may exist up to 2mm from the body of lead.

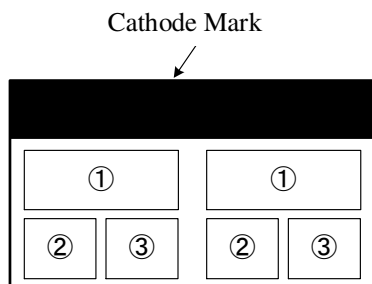
Dimensions in mm

7-2 Appearance

The body shall be clean and shall not bear any stain, rust or flaw.

7-3 Marking

- ① Type number : RM2C
- ② Lot number 1
 - First digit: Last digit of Year
 - Second digit: Month
 - From 1 to 9 for Jan. to Sep.
 - O for Oct., N for Nov., and D for Dec.
- ③ Lot number 2 (ten days)
 - Top of the month
 - Middle of month
 - End of month



The type No. and Lot. No. are to be marked in white.