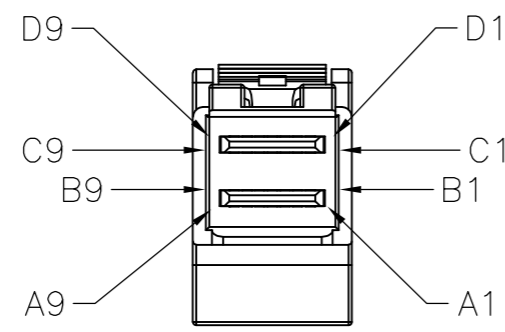
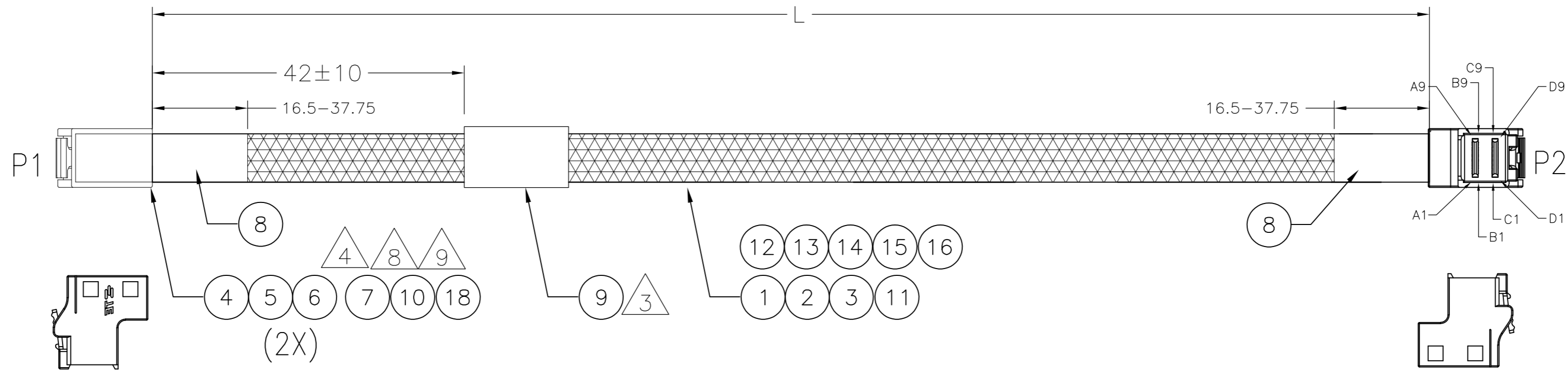


THIS DRAWING IS UNPUBLISHED. RELEASED FOR PUBLICATION
 © COPYRIGHT - By - ALL RIGHTS RESERVED.

REVISIONS				
P	LTR	DESCRIPTION	DATE	APVD
B		CHANGES PER ECO-16-014788	12OCT2016	LA GF

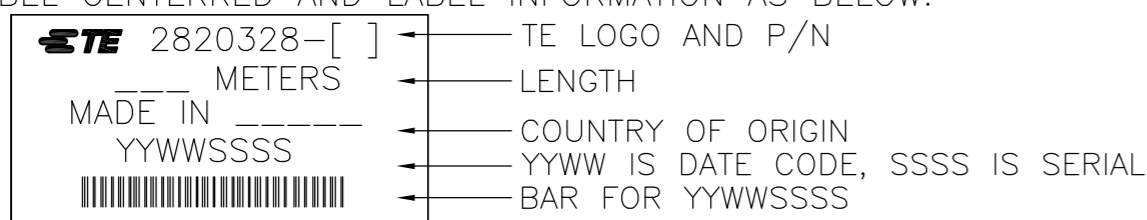


CONNECTOR FACE
-LATCH UP

1. ASSEMBLY TO BE 100% TESTED FOR CONTINUITY, SHORTS, AND OPENS, CABLES ASSEMBLYS ARE ALSO TO BE 100% TESTED FOR SIGNAL INTEGRITY, TO SAS 3.0 REQUIREMENTS.

2. ROHS AND REACH COMPLIANCE: PRODUCT AND PROCESSING MEETS REQUIREMENTS OF TE SPECIFICATION TEC-138-702.

3. LABEL CENTERED AND LABEL INFORMATION AS BELOW:



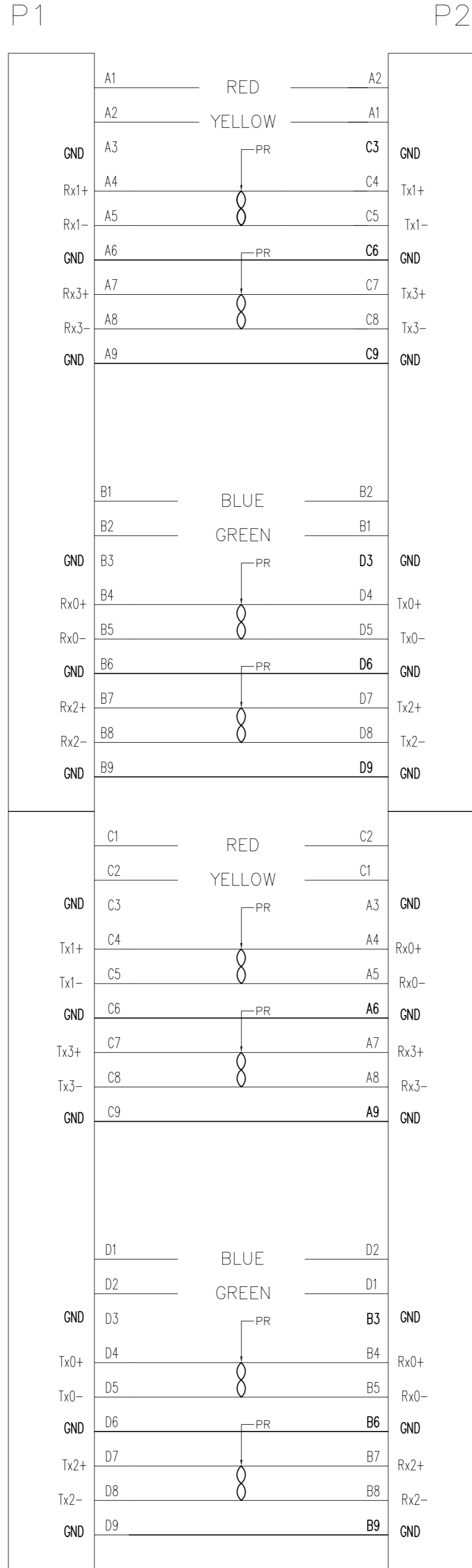
4. SEE SHEET #2 FOR WIRING SCHEMATIC.

1000	+25 -0	2820328-4
700	+25 -0	2820328-3
500	+25 -0	2820328-2
300	+25 -0	2820328-1
"L"[MM]		TE P/N

THIS DRAWING IS A CONTROLLED DOCUMENT.		DWN	16/JUN/2014	TE Connectivity C/A, INTERNAL HD MINI SAS, R/A TO R/A 100 OHMS, 4X			
DIMENSIONS:		CHK	16/JUN/2014				
mm		APVD	16/JUN/2014				
TOLERANCES UNLESS OTHERWISE SPECIFIED:		PRODUCT SPEC					
0 PLC	± -	APPLICATION SPEC		SIZE	CAGE CODE	DRAWING NO	RESTRICTED TO
1 PLC	± -			A2	00779	C=2820328	-
2 PLC	± -			CUSTOMER DRAWING		SCALE	SHEET
3 PLC	± -					N.T.S.	1 of 2
4 PLC	± -						REV
ANGLES	± -						B
MATERIAL	FINISH	WEIGHT	0				

THIS DRAWING IS UNPUBLISHED. RELEASED FOR PUBLICATION
 © COPYRIGHT - By - ALL RIGHTS RESERVED.

REVISIONS				
P	LTR	DESCRIPTION	DATE	APVD
-	-	SEE SHEET 1	-	-



WIRING PATTERN

THIS DRAWING IS A CONTROLLED DOCUMENT.		DWN M.YI 16/JUN/2014	TE Connectivity	
DIMENSIONS: mm		CHK G.GUTGOLD 16/JUN/2014		
TOLERANCES UNLESS OTHERWISE SPECIFIED:		APVD G.GUTGOLD 16/JUN/2014	NAME C/A, INTERNAL HD MINI SAS, R/A TO R/A 100 OHMS, 4X	
		PRODUCT SPEC	SIZE A2	
0 PLC ± - 1 PLC ± - 2 PLC ± - 3 PLC ± - 4 PLC ± - ANGLES ± -		APPLICATION SPEC	CAGE CODE 00779	DRAWING NO C=2820328
MATERIAL		WEIGHT	RESTRICTED TO	
FINISH		CUSTOMER DRAWING	SCALE N.T.S.	SHEET 2 OF 2

2820328