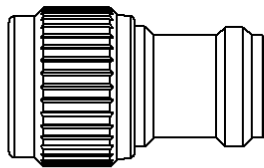
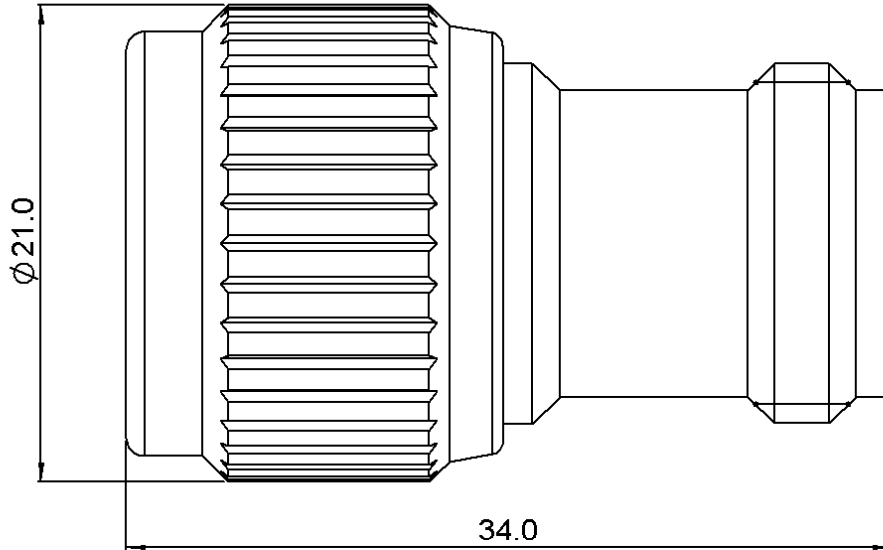


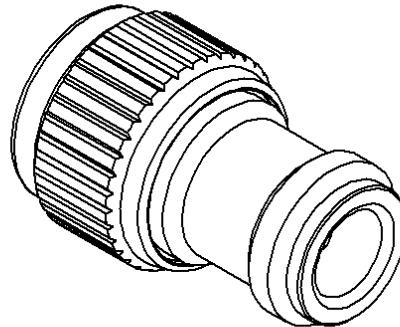
N ATTENUATOR
0 DB 6 GHZ 1W

R412.700.124

Series : ATTENUATOR



scale 1/1



All dimensions are in mm.



COMPONENTS	MATERIALS	PLATING(µm)
BODY	LAITON	NICKEL 2
MALE CENTER CONTACT	LAITON	OR 1 SUR NICKEL 2
FEMALE CENTER CONTACT	CUPRO BERYLLIUM	OR 1 SUR NICKEL 2
OUTER CONTACT		
INSULATOR	PTFE	
GASKET	ELASTOMERE SILICONE	
SUBSTRATE	ALUMINE	
RESISTOR	Couche epaisse	
OTHERS PARTS		

Issue : 1112 A

In the effort to improve our products, we reserve the right to make changes judged to be necessary.

RADIALL

N ATTENUATOR
0 DB 6 GHZ 1W

R412.700.124
Series : ATTENUATOR

ELECTRICAL CHARACTERISTICS

Frequency (GHz)	DC - 2	2 - 4	4 - 6
V.S.W.R (≤)	1.20	1.30	1.40
Deviation(±dB)	0.30	0.50	0.50

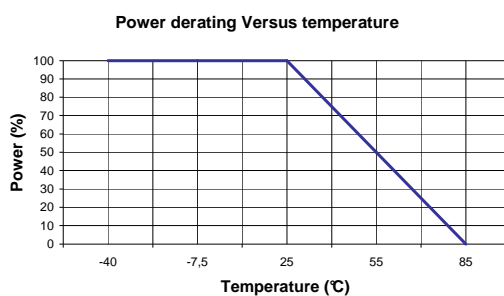
Operating Frequency Range	DC - 6	GHz
Impedance	50	Ω
Nominal Attenuation	0	dB
Peak power at 25°C (1μs, 1%)	100	W
Average power at 25°C	1	W (Free Air Cooled)
		W (Conduction Cooled)

MECHANICAL CHARACTERISTICS

Connectors	N	Male Female	MIL-C 39012
Weight	42,6600 g		

ENVIRONMENTAL CHARACTERISTICS

Operating temperature range	-40/+85 °C
Storage temperature range	-40/+85 °C



SPECIFICATION

OTHER CHARACTERISTICS

Issue : 1112 A

In the effort to improve our products, we reserve the right to make changes judged to be necessary.

