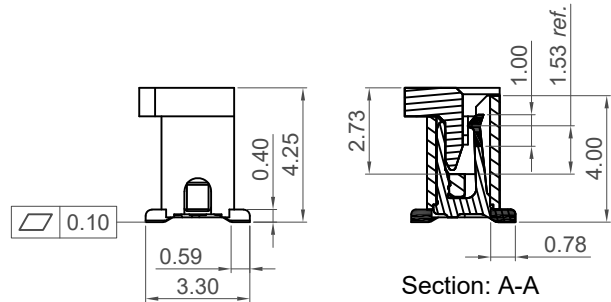
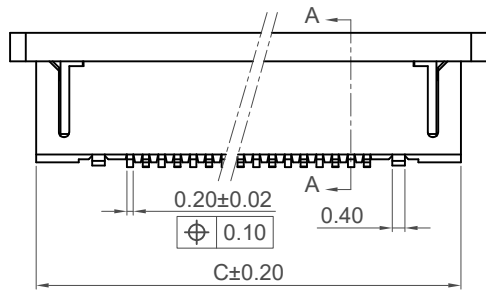
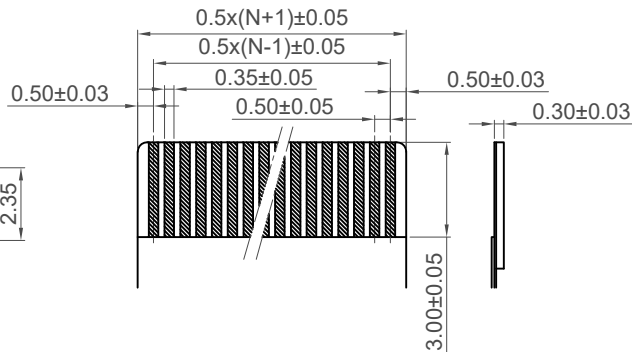
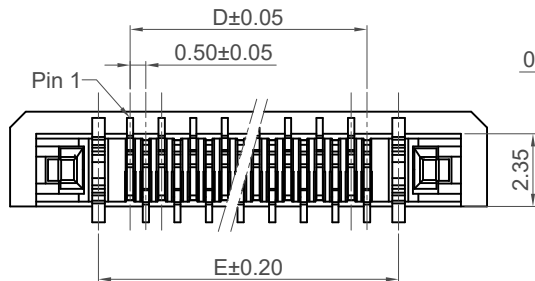


Recommended PCB Layout
General Tolerance ±0.05

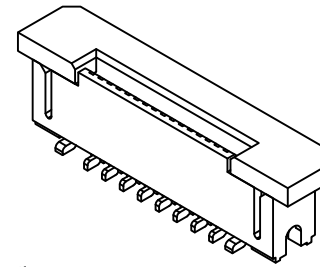
▨ Solder Area □ Component Outline



Section: A-A



Recommended FFC/FPC Dimensions



Specifications

Material

Housing: LCP,UL 94V-0, Natural
Actuator: LCP,UL 94V-0, Black
Contact: Phosphor Bronze,T=0.2mm
Fitting Nail: Brass,T=0.4mm

Plating

Contact: see ordering grid
Fitting Nail: Sn Plating over Nickel

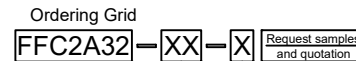
Electrical

Voltage Rating: 30V
Current Rating : 0.5A (60 contacts powered)
Dielectric Strength: 250V AC for 1 minute
Insulation Resistance: 50 MΩ Min.
Contact Resistance: 40 mΩ Max.

Mechanical & Environmental

Durability: 20 Cycles
Operating Temperature: -25°C to +105°C
Solder Profile:
Peak Temp 260°C (+0/-5°C) max. (5 seconds)

Packing: Tape & Reel



No. of Contacts
04 - 60
(see dimension table)

Contact Plating

T= Tin Plating over all (Standard)
G= Gold Flash over all

No. of Contacts	Dimensions				
	A	B	C	D	E
4	9.10	2.60	7.45	1.50	3.50
5	9.60	3.10	7.95	2.00	4.00
* 6	10.10	3.60	8.45	2.50	4.50
7	10.60	4.10	8.95	3.00	5.00
* 8	11.10	4.60	9.45	3.50	5.50
9	11.60	5.10	9.95	4.00	6.00
* 10	12.10	5.60	10.45	4.50	6.50
11	12.60	6.10	10.95	5.00	7.00
* 12	13.10	6.60	11.45	5.50	7.50
13	13.60	7.10	11.95	6.00	8.00
14	14.10	7.60	12.45	6.50	8.50
15	14.60	8.10	12.95	7.00	9.00
* 16	15.10	8.60	13.45	7.50	9.50
17	15.60	9.10	13.95	8.00	10.00
18	16.10	9.60	14.45	8.50	10.50
19	16.60	10.10	14.95	9.00	11.00
* 20	17.10	10.60	15.45	9.50	11.50
* 21	17.60	11.10	15.95	10.00	12.00
22	18.10	11.60	16.45	10.50	12.50
23	18.60	12.10	16.95	11.00	13.00
* 24	19.10	12.60	17.45	11.50	13.50
25	19.60	13.10	17.95	12.00	14.00
* 26	20.10	13.60	18.45	12.50	14.50
27	20.60	14.10	18.95	13.00	15.00
28	21.10	14.60	19.45	13.50	15.50
29	21.60	15.10	19.95	14.00	16.00
* 30	22.10	15.60	21.30	14.50	16.50
31	22.60	16.10	21.80	15.00	17.00
* 32	23.10	16.60	22.30	15.50	17.50
33	23.60	17.10	22.80	16.00	18.00
* 34	24.10	17.60	23.30	16.50	18.50
35	24.60	18.10	23.80	17.00	19.00
* 36	25.10	18.60	24.30	17.50	19.50
37	25.60	19.10	24.80	18.00	20.00
38	26.10	19.60	25.30	18.50	20.50
39	26.60	20.10	25.80	19.00	21.00
* 40	27.10	20.60	26.30	19.50	21.50
41	27.60	21.10	26.80	20.00	22.00
42	28.10	21.60	27.30	20.50	22.50
43	28.60	22.10	27.80	21.00	23.00
44	29.10	22.60	28.30	21.50	23.50
* 45	29.60	23.10	28.80	22.00	24.00
46	30.10	23.60	29.30	22.50	24.50
47	30.60	24.10	29.80	23.00	25.00
48	31.10	24.60	30.30	23.50	25.50
49	31.60	25.10	30.80	24.00	26.00
* 50	32.10	25.60	31.30	24.50	26.50
51	32.60	26.10	31.80	25.00	27.00
52	33.10	26.60	32.30	25.50	27.50
53	33.60	27.10	32.80	26.00	28.00
54	34.10	27.60	33.30	26.50	28.50
55	34.60	28.10	33.80	27.00	29.00
56	35.10	28.60	34.30	27.50	29.50
57	35.60	29.10	34.80	28.00	30.00
58	36.10	29.60	35.30	28.50	30.50
59	36.60	30.10	35.80	29.00	31.00
* 60	37.10	30.60	36.30	29.50	31.50

*= Tooled Parts
Please contact GCT for non-tooled parts

Part Number		Product Description	
FFC2A32		FFC/FPC 0.5mm Pitch Top Entry,SMT, Right Footprint, Height=4.25mm,ZIF,Slide Type	
Drawing Date		12th September 2019	
By	CC	Tolerances (Except as Noted)	Units:
Detail	Drawing Release	Length X. ± 0.50 X.X ± 0.30 X.XX ± 0.20 X.XXX ± 0.10	Metric (mm)
Revision	A5	Angle ± 0.5°	3rd Angle Projection
Date	25/07/23		

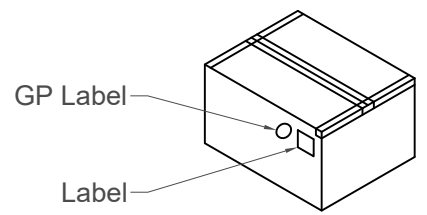
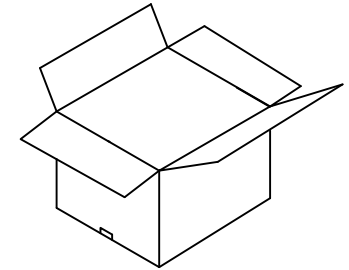
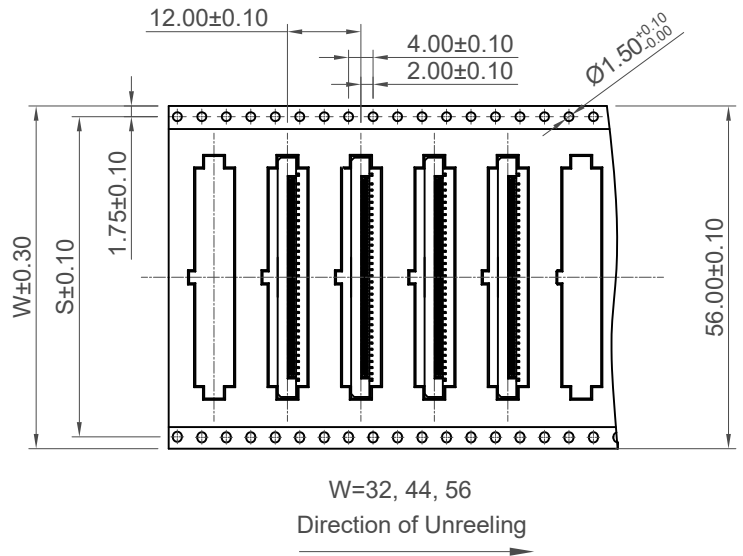
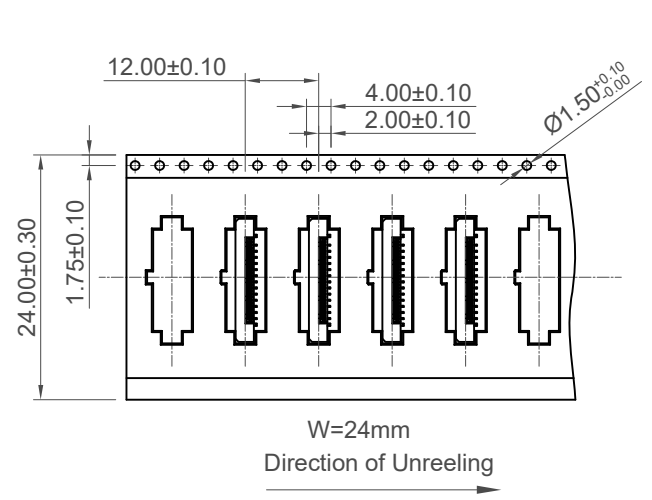
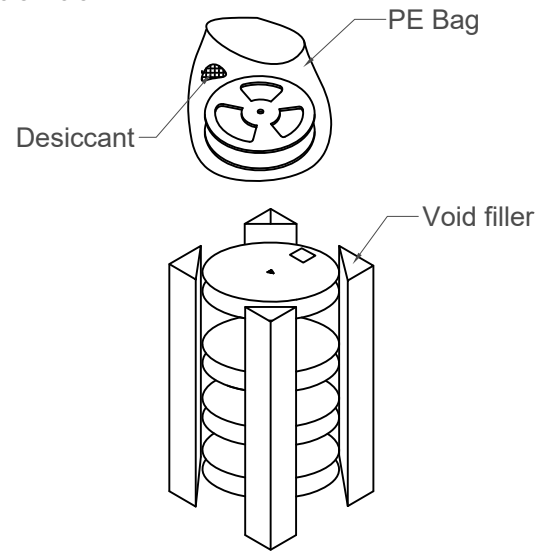
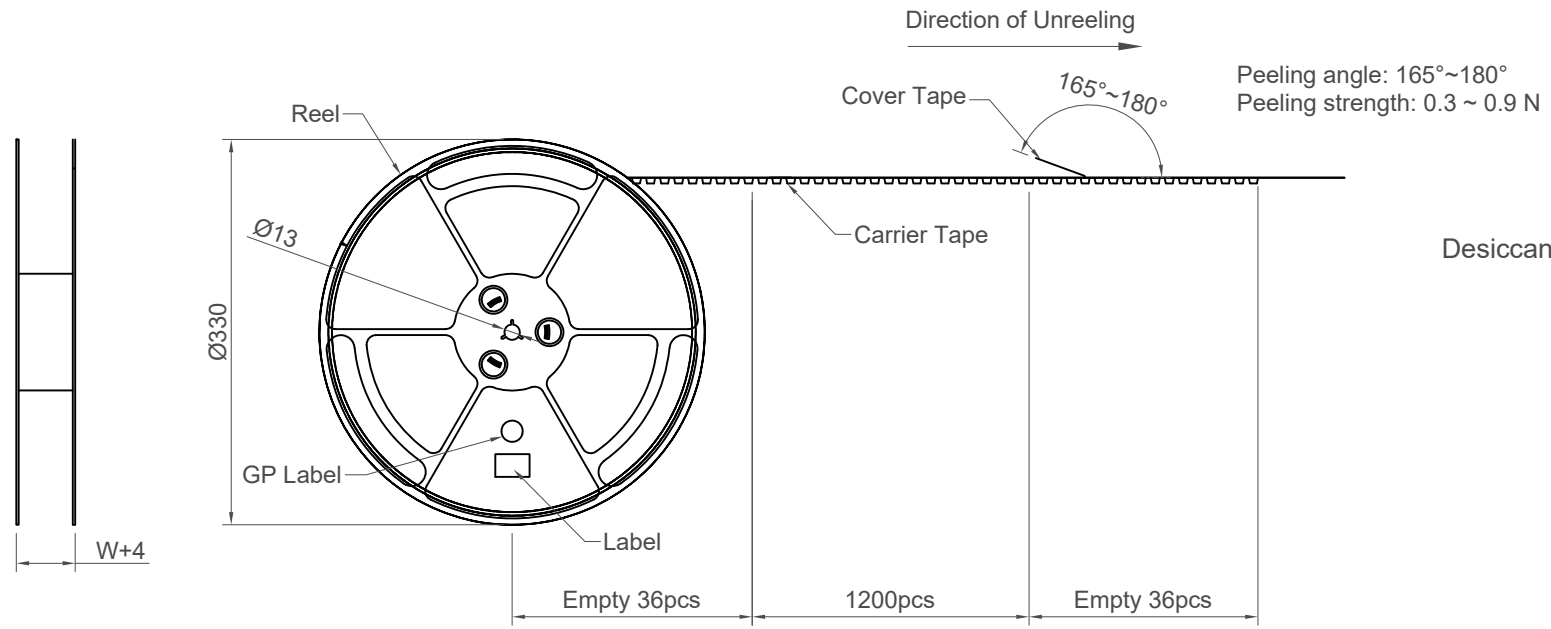


This drawing is confidential and copyright of Global Connector Technology, Ltd (GCT). This drawing must not be copied or disclosed without written consent. E & OE



Not to Scale	Drawn By CC	Sheet No. 1/2
--------------	----------------	------------------

H
G
F
E
D
C
B
A



No. of Contacts	W	S	Pcs/Reel	Reel/Carton	Pcs/Carton
4 ~ 15	24	/	1200	10	12000
16 ~ 25	32	28.4	1200	8	9600
26 ~ 50	44	40.4	1200	6	7200
51 ~ 60	56	52.4	1200	4	4800

Part Number FFC2A32		Product Description FFC/FPC 0.5mm Pitch Top Entry, SMT, Right Footprint, Height=4.25mm, ZIF, Slide Type	
Drawing Date 12th September 2019			
By CC	Detail Drawing Release	Tolerances (Except as Noted) Length	Units: Metric (mm)
Revision A5	Date 25/07/23	Angle	RoHS COMPLIANT 2011/65/EU Deca-BDE
This drawing is confidential and copyright of Global Connector Technology, Ltd (GCT). This drawing must not be copied or disclosed without written consent. E & OE			©
Not to Scale	Drawn By CC	Sheet No. 2/2	

