

Printed-circuit board connector - FMCD 1,5/ 3-ST-3,5 - 1738814

Please be informed that the data shown in this PDF Document is generated from our Online Catalog. Please find the complete data in the user's documentation. Our General Terms of Use for Downloads are valid (<http://download.phoenixcontact.com>)



Plug component, Nominal current: 8 A, Rated voltage (III/2): 160 V, Number of positions: 3, Pitch: 3.5 mm, Connection method: Spring-cage conn., Color: green, Contact surface: Tin


The figure shows a 10-position version of the product

Why buy this product

- User-friendly actuation of the terminal point using a screwdriver
- Ultra-flat design height of just 7.8 mm
- Maximum contact and packing density in combination with double-level MCDN(V) 1,5 base strips
- Wide range of possible combinations with all MC 1,5 base strips with 3.5 or 3.81 mm pitch
- Fast conductor connection thanks to Push-in spring-cage connection
- Touch connection for voltage testing using a 1 mm Ø test pin



Key commercial data

Packing unit	0
Minimum order quantity	50
Catalog page	Page 189 (CC-2011)
GTIN	 4 046356 295116
Custom tariff number	85366990
Country of origin	GERMANY

Technical data

Dimensions / positions

Length	22.9 mm
Height	16 mm
Pitch	3.5 mm
Dimension a	7 mm
Number of positions	3

Technical data

Range of articles	FMCD 1,5/...-ST
Insulating material group	I

Printed-circuit board connector - FMCD 1,5/ 3-ST-3,5 - 1738814

Technical data

Technical data

Rated surge voltage (III/3)	2.5 kV
Rated surge voltage (III/2)	2.5 kV
Rated surge voltage (II/2)	2.5 kV
Rated voltage (III/2)	160 V
Rated voltage (II/2)	320 V
Connection in acc. with standard	EN-VDE
Nominal current IN	8 A
Nominal voltage UN	160 V
Nominal cross section	1.5 mm ²
Maximum load current	8 A
Insulating material	PA
Inflammability class according to UL 94	V0
Internal cylindrical gage	A1
Stripping length	10 mm
Nominal voltage, UL/CUL Use Group B	150 V
Nominal current, UL/CUL Use Group B	8 A
Nominal voltage, UL/CUL Use Group D	150 V
Nominal current, UL/CUL Use Group D	8 A

Connection data

Conductor cross section solid min.	0.2 mm ²
Conductor cross section solid max.	1.5 mm ²
Conductor cross section stranded min.	0.2 mm ²
Conductor cross section stranded max.	1.5 mm ²
Conductor cross section stranded, with ferrule without plastic sleeve min.	0.25 mm ²
Conductor cross section stranded, with ferrule without plastic sleeve max.	1.5 mm ²
Conductor cross section stranded, with ferrule with plastic sleeve min.	0.25 mm ²
Conductor cross section stranded, with ferrule with plastic sleeve max.	0.75 mm ²
Conductor cross section AWG/kcmil min.	24
Conductor cross section AWG/kcmil max	16
Minimum AWG according to UL/CUL	24
Maximum AWG according to UL/CUL	16

Classifications

eClass

eCl@ss 4.0	272607xx
eCl@ss 4.1	27260701
eCl@ss 5.0	27260701
eCl@ss 5.1	27260701

Printed-circuit board connector - FMCD 1,5/ 3-ST-3,5 - 1738814

Classifications

eclass

eCl@ss 6.0	27260704
eCl@ss 7.0	27440402

etim

ETIM 3.0	EC001121
ETIM 4.0	EC002638
ETIM 5.0	EC002638

unspsc

UNSPSC 6.01	30211810
UNSPSC 7.0901	39121409
UNSPSC 11	39121409
UNSPSC 12.01	39121409
UNSPSC 13.2	39121409

Approvals

Approvals


Approvals


UL Recognized / cUL Recognized / GOST / cULus Recognized

Ex Approvals

Approvals submitted

Approval details


UL Recognized 		
	B	D
mm ² /AWG/kcmil	24-16	24-16
Nominal current I _N	8 A	8 A
Nominal voltage U _N	150 V	150 V

cUL Recognized 		
	B	D
mm ² /AWG/kcmil	24-16	24-16

Printed-circuit board connector - FMCD 1,5/ 3-ST-3,5 - 1738814

Approvals

	B	D
Nominal current I _N	8 A	8 A
Nominal voltage U _N	150 V	150 V



Drawings

Dimensioned drawing

