



PC 5/12-STCL1-7,62

Order No.: 1778162



<http://eshop.phoenixcontact.de/phoenix/treeViewClick.do?UID=1778162>

Plug component, Nominal current: 41 A, Rated voltage (III/2): 1000 V,
Number of positions: 12, Pitch: 7.62 mm, Connection method: Screw
connection, Color: Green

| Commercial data | |
|--------------------------|--|
| GTIN (EAN) |  4 046356 523295 |
| Note | Made-to-order |
| sales group | E522 |
| Pack | 50 pcs. |
| Customs tariff | 85366990 |
| Catalog page information | Page 431 (CC-2011) |

Product notes

WEEE/RoHS-compliant since:
08/05/2009



<http://www.download.phoenixcontact.com>
Please note that the data given here has been taken from the online catalog. For comprehensive information and data, please refer to the user documentation. The General Terms and Conditions of Use apply to Internet downloads.

| Technical data | |
|-------------------------------|----------|
| Dimensions / positions | |
| Length | 35.5 mm |
| Height | 19.7 mm |
| Pitch | 7.62 mm |
| Dimension a | 83.82 mm |

| | |
|------------------------|--------|
| Number of positions | 12 |
| Screw thread | M3 |
| Tightening torque, min | 0.7 Nm |
| Tightening torque max | 0.8 Nm |

Technical data

| | |
|-------------------------------------|-------------------|
| Range of articles | PC 5/..-STCL1 |
| Insulating material group | I |
| Rated surge voltage (III/3) | 8 kV |
| Rated surge voltage (III/2) | 8 kV |
| Rated surge voltage (II/2) | 6 kV |
| Rated voltage (III/2) | 1000 V |
| Rated voltage (II/2) | 1000 V |
| Nominal current I_N | 41 A |
| Nominal voltage U_N | 1000 V |
| Nominal cross section | 6 mm ² |
| Maximum load current | 41 A |
| Insulating material | PA |
| Inflammability class acc. to UL 94 | V0 |
| Internal cylindrical gage | A4 |
| Stripping length | 10 mm |
| Nominal voltage, UL/CUL Use Group B | 600 V |
| Nominal current, UL/CUL Use Group B | 41 A |
| Nominal voltage, UL/CUL Use Group C | 600 V |
| Nominal current, UL/CUL Use Group C | 41 A |

Connection data

| | |
|--|----------------------|
| Conductor cross section solid min. | 0.2 mm ² |
| Conductor cross section solid max. | 10 mm ² |
| Conductor cross section stranded min. | 0.2 mm ² |
| Conductor cross section stranded max. | 6 mm ² |
| Conductor cross section stranded, with ferrule without plastic sleeve min. | 0.25 mm ² |
| Conductor cross section stranded, with ferrule without plastic sleeve max. | 6 mm ² |
| Conductor cross section stranded, with ferrule with plastic sleeve min. | 0.25 mm ² |

| | |
|---|----------------------|
| Conductor cross section stranded, with ferrule with plastic sleeve max. | 4 mm ² |
| Conductor cross section AWG/kcmil min. | 24 |
| Conductor cross section AWG/kcmil max | 10 |
| 2 conductors with same cross section, solid min. | 0.2 mm ² |
| 2 conductors with same cross section, solid max. | 2.5 mm ² |
| 2 conductors with same cross section, stranded min. | 0.2 mm ² |
| 2 conductors with same cross section, stranded max. | 4 mm ² |
| 2 conductors with same cross section, stranded, ferrules without plastic sleeve, min. | 0.25 mm ² |
| 2 conductors with same cross section, stranded, ferrules without plastic sleeve, max. | 1.5 mm ² |
| 2 conductors with same cross section, stranded, TWIN ferrules with plastic sleeve, min. | 0.25 mm ² |
| 2 conductors with same cross section, stranded, TWIN ferrules with plastic sleeve, max. | 2.5 mm ² |
| Minimum AWG according to UL/CUL | 24 |
| Maximum AWG according to UL/CUL | 8 |

Certificates / Approvals

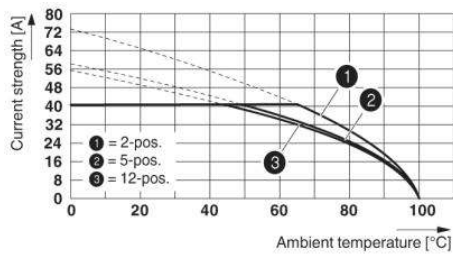
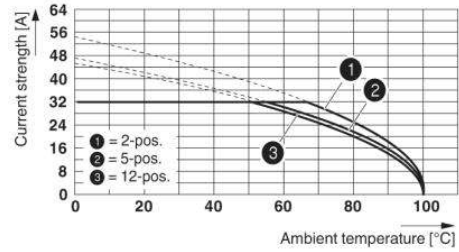
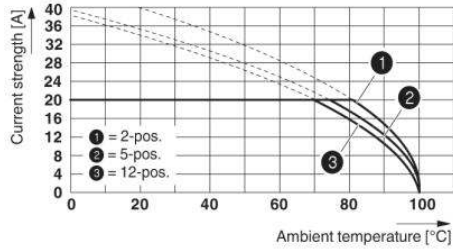
Certification CUL, UL

Accessories

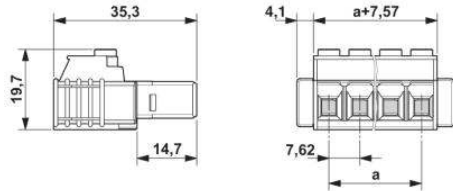
| Item | Designation | Description |
|----------------|-------------|--|
| General | | |
| 1701967 | CP-PC RD | |
| 1205150 | SZK PH1 VDE | Screwdriver, PH crosshead, VDE insulated, size: PH 1 x 80 mm, 2-component grip, with non-slip grip |
| Tools | | |
| 1205053 | SZS 0,6X3,5 | Actuation tool, for ST terminal blocks, insulated, also suitable for use as a bladed screwdriver, size: 0.6 x 3.5 x 100 mm, 2-component grip, with non-slip grip |

Diagrams/Drawings

Diagram



Dimensioned drawing



Address

PHOENIX CONTACT Inc., USA
586 Fulling Mill Road
Middletown, PA 17057, USA
Phone (800) 888-7388
Fax (717) 944-1625
<http://www.phoenixcon.com>



© 2011 Phoenix Contact
Technical modifications reserved;