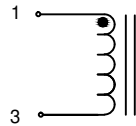


LDZ2817330K-10

PHYSICAL DIMENSIONS:

A	27.00	±	0.50
B	23.00		MAX.
C	17.00		MAX.
D	3.50	±	0.30
E	10.50	±	0.50
F	7.10	±	0.50
G	3.81	±	0.30
H	0.80	±	0.15

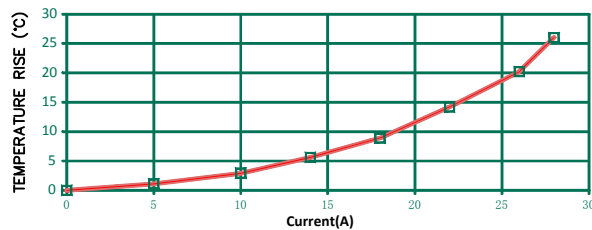
SCHEMATIC




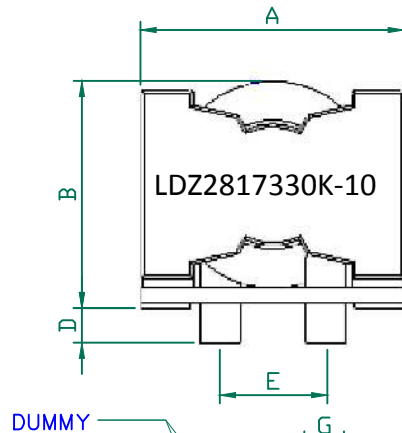
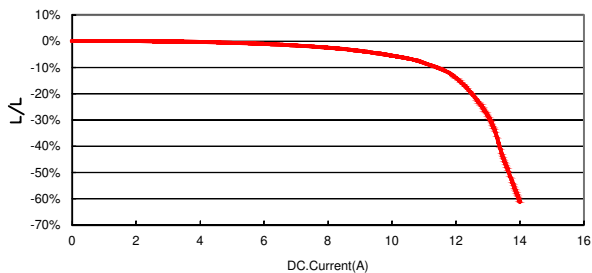
ELECTRICAL SPECIFICATION @ 25°C

ELECTRICAL CHARACTERISTICS		MIN	NOM	MAX
INDUCTANCE L @ 300 KHz/0.1V ±10%	uH	29.7	33.0	36.3
DCR	Ω	---	0.0026	0.003
I SAT(A)	A	---	---	10.3
I RMS(A)	A	---	---	26

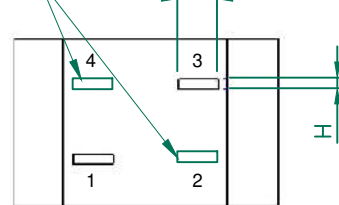
Temp Vs Current



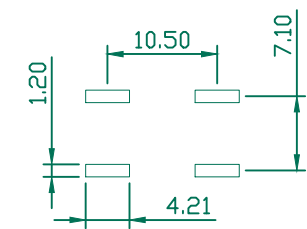
Current vs inductance



DUMMY



SUGGESTED PAD LAYOUT



NOTES: UNLESS OTHERWISE SPECIFIED

1. OPERATION TEMPERATURE RANGE: -40°C~+125°C(INCLUDING SELF-HEATING).
2. STORAGE TEMPERATURE RANGE: -40°C~+85°C .
3. THE SATURATION CURRENT VALUE (Isat) IS THE DC CURRENT VALUE HAVING INDUCTANCE DORP OFF 30% MAX. (AT 25°C)
4. THE TEMPERATURE RISE CURRENT VALUE (Irms) IS THE DC CURRENT VALUE HAVING TEMPERATURE INCREASE ΔT40°C. (AT 25°C)



REV		DESCRIPTION	DATE	INT	PROJECT/PART NUMBER:		REV	PART TYPE:	DRAWN BY:
A		ORIGINAL DRAFT	06/24/16	QIU	LDZ2817330K-10		A		QIU
DATE: 06/24/16					SCALE: NTS		SHEET: 1 of 1		
CAD # LDZ2817330K-10-A					TOOL # -				

This print is the property of Laird Tech. and is loaned in confidence subject to return upon request and with the understanding that no copies shall be made without the written consent of Laird Tech. All rights to design or invention are reserved.

