

2N3467  
2N3468

**SILICON  
PNP TRANSISTORS**



**TO-39 CASE**



[www.centrasemi.com](http://www.centrasemi.com)

**DESCRIPTION:**

The CENTRAL SEMICONDUCTOR 2N3467 and 2N3468 are silicon PNP switching transistors designed for core driver applications.

**MARKING: FULL PART NUMBER**

**MAXIMUM RATINGS:** ( $T_A=25^\circ\text{C}$ )

Collector-Base Voltage	
Collector-Emitter Voltage	
Emitter-Base Voltage	
Continuous Collector Current	
Power Dissipation	
Power Dissipation ( $T_C=25^\circ\text{C}$ )	
Operating and Storage Junction Temperature	
Thermal Resistance	
Thermal Resistance	

SYMBOL	2N3467	2N3468	UNITS
$V_{CBO}$	40	50	V
$V_{CEO}$	40	50	V
$V_{EBO}$		5.0	V
$I_C$		1.0	A
$P_D$		1.0	W
$P_D$		5.0	W
$T_J, T_{stg}$		-65 to +200	$^\circ\text{C}$
$\theta_{JA}$		175	$^\circ\text{C/W}$
$\theta_{JC}$		35	$^\circ\text{C/W}$

**ELECTRICAL CHARACTERISTICS:** ( $T_A=25^\circ\text{C}$  unless otherwise noted)

SYMBOL	TEST CONDITIONS	2N3467		2N3468		UNITS
		MIN	MAX	MIN	MAX	
$I_{CBO}$	$V_{CB}=30\text{V}$	-	100	-	100	nA
$I_{CBO}$	$V_{CB}=30\text{V}, T_A=100^\circ\text{C}$	-	15	-	15	$\mu\text{A}$
$I_{CEV}$	$V_{CE}=30\text{V}, V_{BE}=3.0\text{V}$	-	100	-	100	nA
$I_{BEV}$	$V_{CE}=30\text{V}, V_{BE}=3.0\text{V}$	-	120	-	120	nA
$BV_{CBO}$	$I_C=10\mu\text{A}$	40	-	50	-	V
$BV_{CEO}$	$I_C=10\text{mA}$	40	-	50	-	V
$BV_{EBO}$	$I_E=10\mu\text{A}$	5.0	-	5.0	-	V
$V_{CE(SAT)}$	$I_C=150\text{mA}, I_B=15\text{mA}$	-	0.3	-	0.36	V
$V_{CE(SAT)}$	$I_C=500\text{mA}, I_B=50\text{mA}$	-	0.5	-	0.6	V
$V_{CE(SAT)}$	$I_C=1.0\text{A}, I_B=100\text{mA}$	-	1.0	-	1.2	V
$V_{BE(SAT)}$	$I_C=150\text{mA}, I_B=15\text{mA}$	-	1.0	-	1.0	V
$V_{BE(SAT)}$	$I_C=500\text{mA}, I_B=50\text{mA}$	0.8	1.2	0.8	1.2	V
$V_{BE(SAT)}$	$I_C=1.0\text{A}, I_B=100\text{mA}$	-	1.6	-	1.6	V
$h_{FE}$	$V_{CE}=1.0\text{V}, I_C=150\text{mA}$	40	-	25	-	
$h_{FE}$	$V_{CE}=1.0\text{V}, I_C=500\text{mA}$	40	120	25	75	
$h_{FE}$	$V_{CE}=5.0\text{V}, I_C=1.0\text{A}$	40	-	20	-	

R2 (26-July 2013)

2N3467  
2N3468

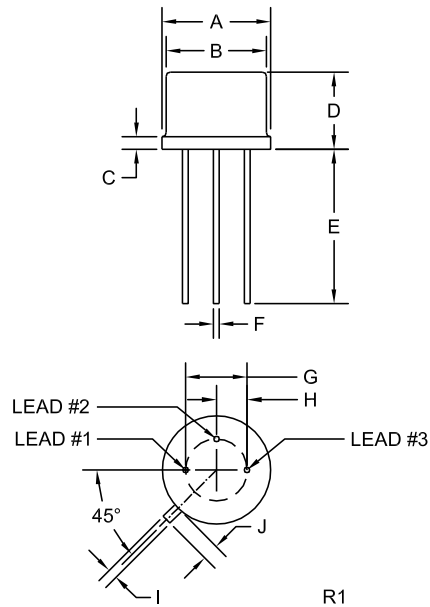
**SILICON  
PNP TRANSISTORS**



**ELECTRICAL CHARACTERISTICS - Continued:** ( $T_A=25^\circ\text{C}$  unless otherwise noted)

SYMBOL	TEST CONDITIONS	2N3467		2N3468		UNITS
		MIN	MAX	MIN	MAX	
$f_T$	$V_{CE}=10\text{V}$ , $I_C=50\text{mA}$ , $f=100\text{MHz}$	175	-	150	-	MHz
$C_{ob}$	$V_{CB}=10\text{V}$ , $I_E=0$ , $f=100\text{kHz}$	-	25	-	25	pF
$C_{ib}$	$V_{EB}=0.5\text{V}$ , $I_C=0$ , $f=100\text{kHz}$	-	100	-	100	pF
$t_{on}$	$V_{CC}=30\text{V}$ , $V_{BE}=2.0\text{V}$ , $I_C=500\text{mA}$ , $I_{B1}=50\text{mA}$	-	40	-	40	ns
$t_{off}$	$V_{CC}=30\text{V}$ , $I_C=500\text{mA}$ , $I_{B1}=I_{B2}=50\text{mA}$	-	90	-	90	ns
$Q_T$	$V_{CC}=30\text{V}$ , $I_C=500\text{mA}$ , $I_B=50\text{mA}$	-	6.0	-	6.0	nC

**TO-39 CASE - MECHANICAL OUTLINE**



SYMBOL	DIMENSIONS			
	INCHES		MILLIMETERS	
	MIN	MAX	MIN	MAX
A (DIA)	0.335	0.370	8.51	9.40
B (DIA)	0.315	0.335	8.00	8.51
C	-	0.040	-	1.02
D	0.240	0.260	6.10	6.60
E	0.500	-	12.70	-
F (DIA)	0.016	0.021	0.41	0.53
G (DIA)	0.200		5.08	
H	0.100		2.54	
I	0.028	0.034	0.71	0.86
J	0.029	0.045	0.74	1.14

TO-39 (REV: R1)

**LEAD CODE:**

- 1) Emitter
- 2) Base
- 3) Collector

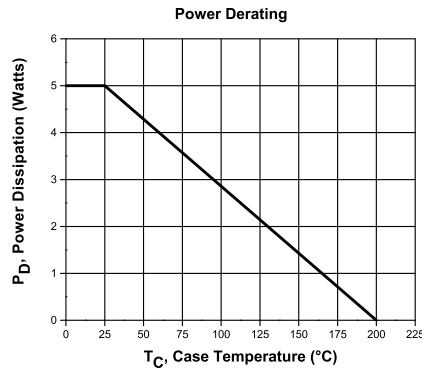
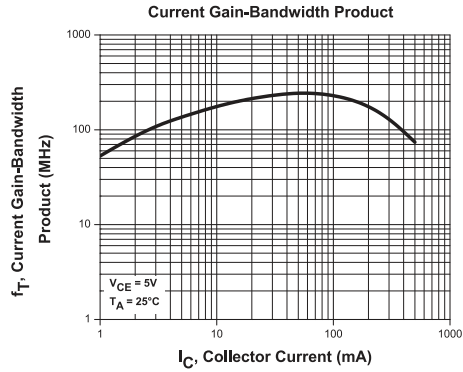
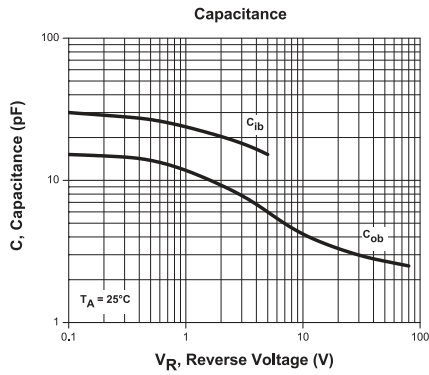
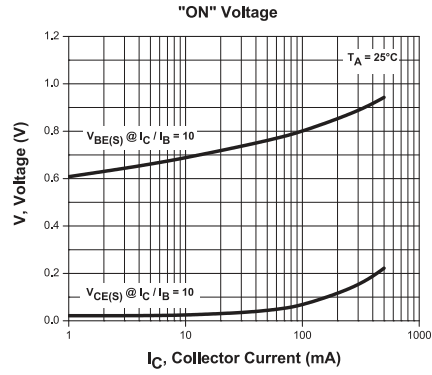
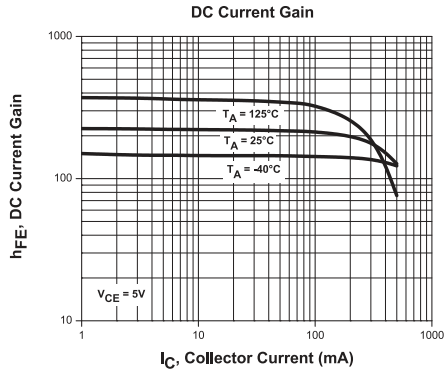
**MARKING: FULL PART NUMBER**

R2 (26-July 2013)

2N3467  
2N3468  
  
SILICON  
PNP TRANSISTORS



TYPICAL ELECTRICAL CHARACTERISTICS



R2 (26-July 2013)

## OUTSTANDING SUPPORT AND SUPERIOR SERVICES



---

### PRODUCT SUPPORT

Central's operations team provides the highest level of support to insure product is delivered on-time.

- Supply management (Customer portals)
- Inventory bonding
- Consolidated shipping options
- Custom bar coding for shipments
- Custom product packing

---

### DESIGNER SUPPORT/SERVICES

Central's applications engineering team is ready to discuss your design challenges. Just ask.

- Free quick ship samples (2<sup>nd</sup> day air)
- Online technical data and parametric search
- SPICE models
- Custom electrical curves
- Environmental regulation compliance
- Customer specific screening
- Up-screening capabilities
- Special wafer diffusions
- PbSn plating options
- Package details
- Application notes
- Application and design sample kits
- Custom product and package development

---

### REQUESTING PRODUCT PLATING

1. If requesting Tin/Lead plated devices, add the suffix "TIN/LEAD" to the part number when ordering (example: 2N2222A TIN/LEAD).
2. If requesting Lead (Pb) Free plated devices, add the suffix "PBFREE" to the part number when ordering (example: 2N2222A PBFREE).

---

### CONTACT US

#### Corporate Headquarters & Customer Support Team

Central Semiconductor Corp.  
145 Adams Avenue  
Hauppauge, NY 11788 USA  
Main Tel: (631) 435-1110  
Main Fax: (631) 435-1824  
Support Team Fax: (631) 435-3388  
[www.centrasemi.com](http://www.centrasemi.com)

**Worldwide Field Representatives:**  
[www.centrasemi.com/wwreps](http://www.centrasemi.com/wwreps)

**Worldwide Distributors:**  
[www.centrasemi.com/wwdistributors](http://www.centrasemi.com/wwdistributors)

---

For the latest version of Central Semiconductor's **LIMITATIONS AND DAMAGES DISCLAIMER**, which is part of Central's Standard Terms and Conditions of sale, visit: [www.centrasemi.com/terms](http://www.centrasemi.com/terms)



<http://www.centrasemi.com>

# Product End of Life Notification

PDN ID:	PDN01245
Notification Date:	8/15/22
Last Buy Date:	2/15/23
Last Shipment Date	8/15/23

Summary: The CP767V wafer process is discontinued and now classified as End of Life (EOL).

Although Central Semiconductor Corp. makes every effort to continue to produce devices that have been proclaimed EOL (End of Life) by other manufacturers, it is an accepted industry practice to discontinue certain devices when customer demand falls below a minimum level of sustainability. Accordingly, the following product(s) have been transitioned to End of Life status as part of Central's ongoing Product Portfolio Management. Any replacement products are noted below. The effective date for placing last purchase orders will be six (6) months from the date of this notice and twelve (12) months from the notice date for final shipments, and minimum order quantities may apply. The last purchase and shipment dates may be extended if inventory is available.

**\* All Plating types (PBFREE,TIN/LEAD) for each item listed are included in this notice.**

<u>Central Part Number</u>	<u>Suggested Replacement</u>
CEN1273-1	N/A
CP767V-2N3467-CT	N/A
2N3467	N/A
2N3468	N/A
2N3763	N/A

Central would be happy to assist you by providing additional information or technical data to help locate an alternate source if we have no replacement available. If you would like assistance, please visit <https://my.centrasemi.com/submit-inquiry?type=ER> to submit an online inquiry.

DISCLAIMER: This End of Life (EOL) notification is in accordance with JEDEC standard JESD48 - Product Discontinuance. Central Semiconductor Corp. will make every effort to offer life-time buy (LTB) opportunities and/or offer replacement devices to existing customers for discontinued devices, however, one or both may not be possible for all devices. Please contact your local Central Semiconductor sales representative for LTB opportunities/additional information.