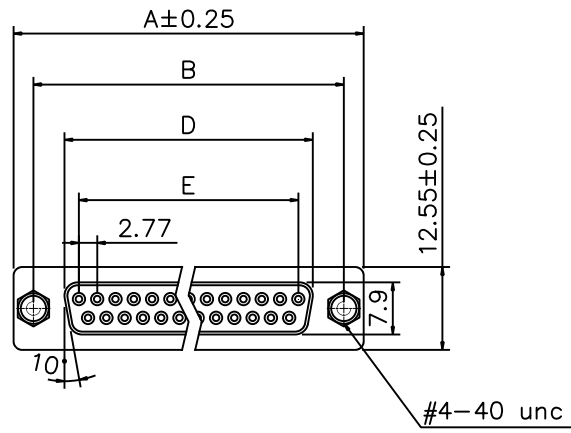


REVISIONS			
REV	DESCRIPTION, ECN, EAR NO.	DATE	APP'D
A	DRAWING PER EAR XXXX	TBD	TBD

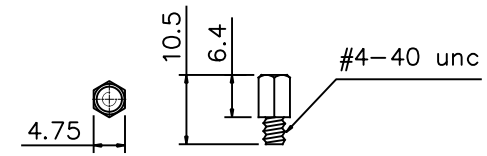
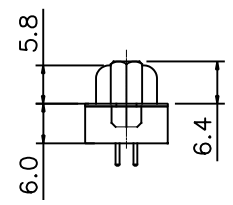
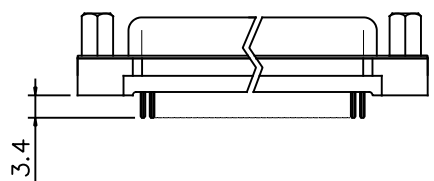


Product Specification

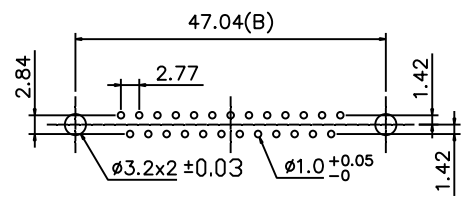
Material
 Insulator : See ordering info for colour type
 Contact : Copper alloy
 Shell : Steel, 80u" Tin Over 50u" min Copper
 Clinch Nut: Brass, 50u" min Nickel Plated.
 Screwlock :Steel, 50u" min Nickel Plated.

Electrical

Contact Resistance :20 milliohms
 Max at 1 AMP DC.
 Insulation Resistance :1000
 magohms at 500 VDC
 Dielectric Withstanding Voltage :
 1000 VAC/rms 60Hz for 1 minute
 Current Rating :3 AMP
 Volatge Rating :250 VAC/rms 60Hz



#4-40 unc screwlock installed



Recomended PCB Layout

ORDERING CODE: NFD17-EXXSB-FE1C-A

NUMBER OF CONTACTS:

- 09: 09 POSITION
- 15: 15 POSITION
- 25: 25 POSITION
- 37: 37 POSITION

Dimensions

Positions	A	B	D	E
9	30.81	24.99	16.33	11.08
15	39.20	33.30	24.70	19.39
25	53.05	47.04	38.40	33.24
37	69.40	63.50	54.80	49.86

UNLESS SPECIFIED OTHERWISE		DRAWN ED.LIU	JUL22/22	Amphenol Canada Corp. Commercial Products
PRIMARY UNITS MILLIMETERS		CHECKED TBD	TBD	
SECONDARY		M.E. APP'D		NFD17 SERIES FEMALE D-SUB CONNECTOR, RoHS COMPLIANT
REFERENCE IN PARENTHESES		Q.A. APP'D		
GENERAL TOLERANCES		DWG APP'D TBD	TBD	
1 DECIMAL PLACE ±0.38		ENG. REL. NO. EAR XXXX		
2 DECIMAL PLACES ±0.25		REF.		DWG NO.
3 DECIMAL PLACES				P-NFD17-EXXSB-FE1C-A
ANGULAR DEGREES ±2°		THIRD ANGLE PROJECTION	DO NOT SCALE DRAWING	REV A
				CODE ID NO. 03554 DWG SIZE X SCALE XX:1 SHEET 1 OF 1