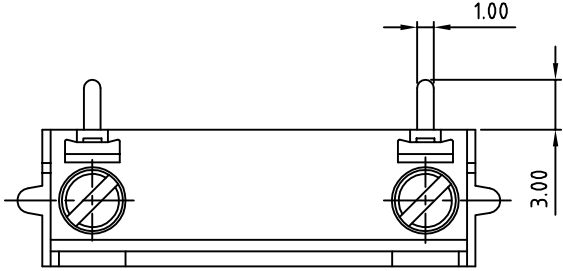
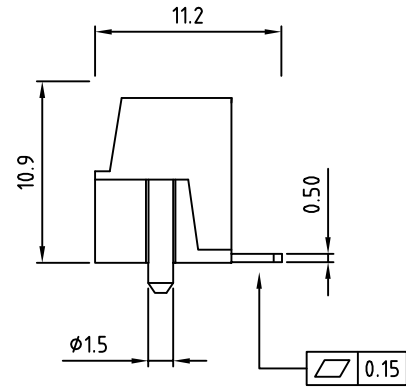
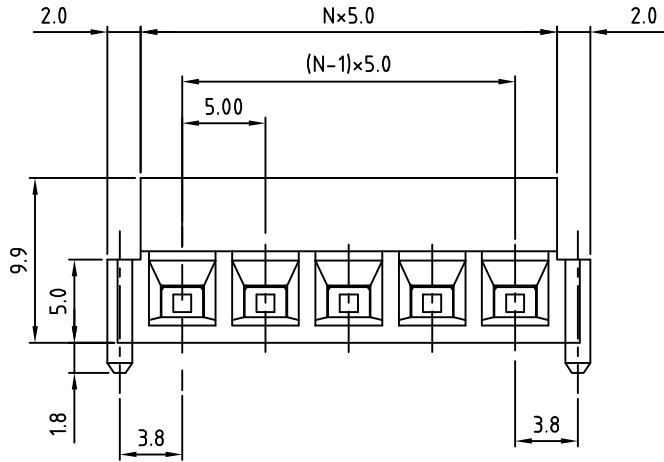


SIGN	DATE	DESCRIPTION	APPROVER
		THIS IS CAD DRAWING, DO NOT REVISE MANUALLY!!!	



- Material**
- Terminal body (metal housing): Brass(CuZn)
 - Terminal screw: Steel Zinc plating "-" slot type
 - Contacts: Brass
 - Surface of solder tail: Tin plated
 - Insulator (housing): Thermoplastic (UL94V-0)
- Electrical**
- Voltage rating: 300VAC
 - Current rating: 6A
 - Wire range: Solid wire(AWG): 14-30
Stranded wire(AWG): 14-30
 - Torque(Lb-In): 3.5
 - Screw: M3
 - Wire strip length: 6-7mm
 - Withstanding Voltage: 1.6KV
 - Operating temperature: -45°C to +130°C
 - Soldering temperature: 260°C±10°C/5 Sec SUITABLE FOR REFLOW



RoHS Compliant

PART NUMBER:

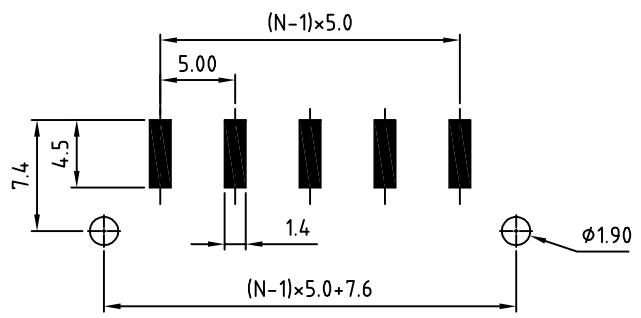
OSTTZXX0100

No. of Poles: 02 2 Poles, 03 3 Poles, ... 07 07 Poles

COLOR: 0: Black

N=Number of poles(2pole-7pole)

RECOMMENDED P.C.B LAYOUT



THESE DRAWINGS AND SPECIFICATIONS ARE THE PROPERTY OF ON-SHORE TECHNOLOGY, INC. AND SHALL NOT BE REPRODUCED, COPIED OR USED IN ANY MANNER WITHOUT THE PRIOR WRITTEN CONSENT OF ON-SHORE TECHNOLOGY, INC.



TITLE		OSTTZ 5.0mm series w/out cover				
PART NO.	OSTTZXX0100	DWG NO.	OSTTZXX0100.DWG			
APPROVED	CHECKED	DESIGNED	DRAWN	CUST NO.	Tolerance	
Shi Jun 2006.10.23	Marvin 2006.10.23	Marvin 2006.10.23	Marvin 2006.10.23		X. ±0.50 X.X ±0.30 X.XX ±0.10 X* ±1°	
				SHEET: 01/01	REV.: A	