

THIS DRAWING IS UNPUBLISHED. RELEASED FOR PUBLICATION
 © COPYRIGHT - By - ALL RIGHTS RESERVED.

LOC		DIST		REVISIONS			
P	LTR	DESCRIPTION		DATE	DWN	APVD	
FT	0	E1	CORRECTION OF ANGLED PCB MOUNT VIEW		19JUN2015	NV	PS

D-SUB CONNECTOR:
 MATERIAL:
 HOUSING: THERMOPLASTIC POLYESTER, 94V-0.
 CONTACTS: COPPER ALLOY, GOLD PLATED.

 MECHANICAL:
 WIRE RANGE: 26-30 AWG SOLID, 28 AWG STRANDED.

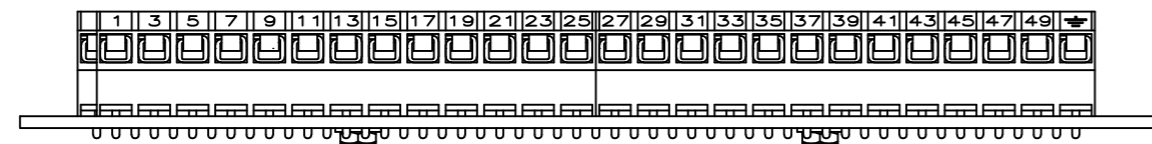
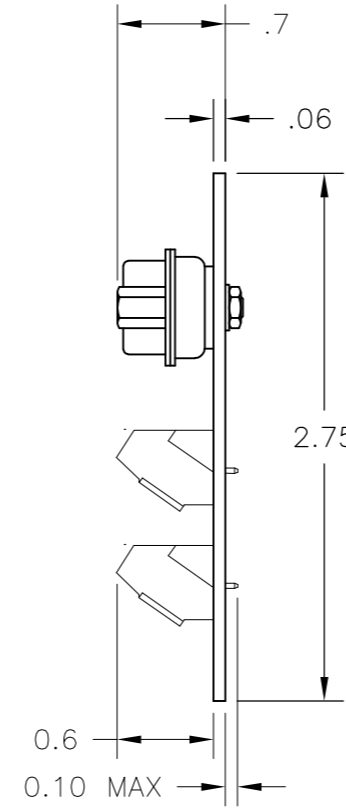
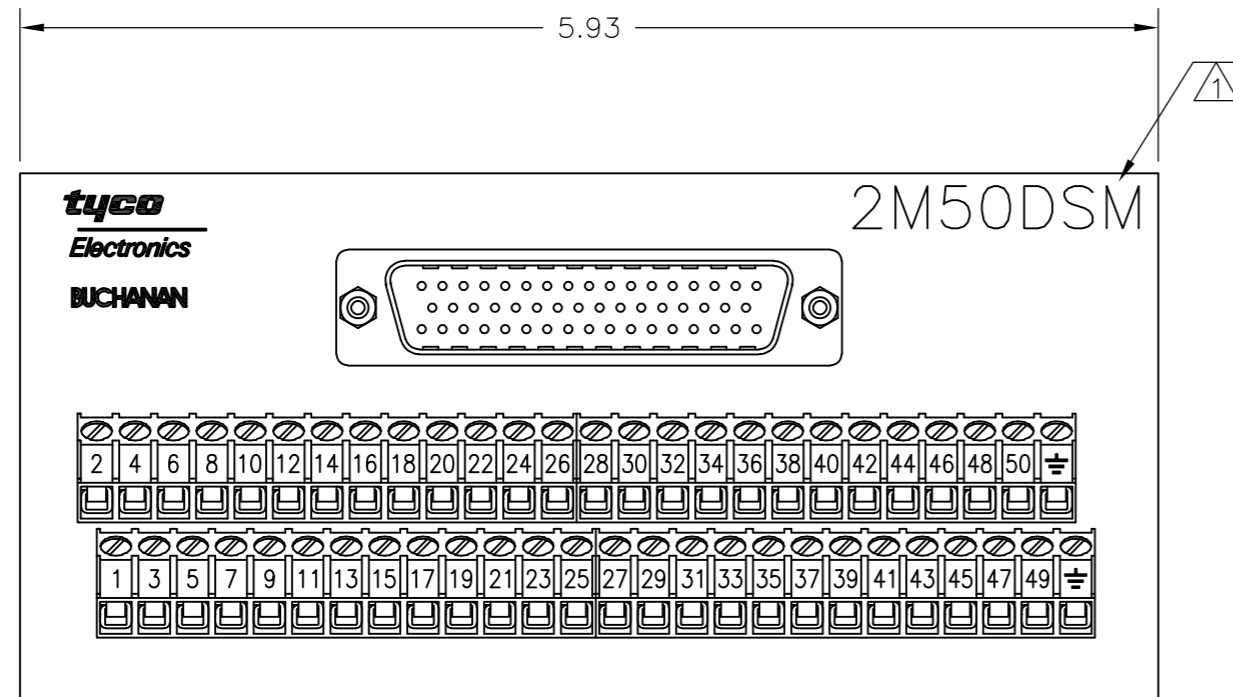
TERMINAL BLOCK:
 MATERIAL:
 HOUSING: THERMOPLASTIC NYLON, BLACK, 94V-0.
 TERMINALS: COPPER ALLOY, TIN PLATED.
 SCREWS: 3M, BRASS, NICKEL PLATED.

ELECTRICAL CSA/UL:
 RATING: 10A, 300V.

MECHANICAL:
 WIRE RANGE: 14-22 AWG.
 MOUNTING: 2TK2 AND 2TK2D SERIES SNAPTRACK,
 (SOLD SEPARATELY).

NOTES:

- ⚠ CATALOG NUMBER MARKED HERE.
- ⚠ CONTAINS NO TIN-LEAD PLATING.
- ⚠ CONTAINS TIN-LEAD AT SOLDERED LOCATIONS ONLY.



⚠	2M50DSMR	1776613-1
⚠	2M50DSML	1546696-1
	2M50DSM	2-1437684-9
	CATALOG NO.	PART NO.

THIS DRAWING IS A CONTROLLED DOCUMENT.		DWN	26JUN02	TE Connectivity	
DIMENSIONS: INCHES		CHK <td>6/26/02 <td colspan="2" rowspan="4"> </td> </td>	6/26/02 <td colspan="2" rowspan="4"> </td>		
TOLERANCES UNLESS OTHERWISE SPECIFIED:		APVD <td>6/26/02 </td>	6/26/02		
0 PLC ± -		NAME	2M50DSM ASSEMBLY		
1 PLC ± .1		PRODUCT SPEC	-		
2 PLC ± .01		APPLICATION SPEC	-	SIZE	A2
3 PLC ± -		WEIGHT	-	CAGE CODE	00779
4 PLC ± -		FINISH	-	DRAWING NO.	C=2-1437684-9
ANGLES ± -		CUSTOMER DRAWING	-	RESTRICTED TO	-
SCALE		SCALE	NTS	SHEET	1 of 1
REV		REV	E1		