

## RN4020 PICtail™/PICtail Plus Board User's Guide

### OVERVIEW

The RN4020 PICtail Plus Daughter Board is a Bluetooth® Low Energy demonstration board that showcases the Microchip RN4020 Certified Bluetooth Low Energy (BTLE) module. The RN4020 module is a single-mode Bluetooth Smart module that complies with Bluetooth Core Specification 4.0. The high-speed UART interface and the General Purpose Input Output (GPIO) Ports are available on the RN4020 module to configure, control and transfer data.

The RN4020 PICtail Plus Daughter Board has PICtail Plus and PICtail connectors to interface with a PIC® microcontroller (MCU) on the development boards that support PICtail Plus or PICtail interface with the required pin mapping. The PICtail board also has a PIC18 USB-to-UART serial bridge on the board to enable easy serial connection to a PC over USB. The PIC18 also exposes a command shell to control its GPIO ports.

### FEATURES

- Microchip RN4020 Certified Bluetooth Low Energy (BTLE) module
- PICtail Plus Daughter Board or PICtail Daughter Board connection interfaces
- PIC18 USB-to-UART serial bridge/converter with a command shell for IO control
- Status LEDs and utility button

### BOARD CONFIGURATION


The jumper JP1 on the board can be used to select between PICtail mode or USB-to-UART bridge mode.

When JP1 is shorted, the board operates in PICtail mode. In this mode, the UART, control signals, and digital inputs/outputs can be accessed over the standard PICtail Plus or PICtail connection interfaces to be driven by a PIC MCU. The USB-to-UART serial bridge over J5 is turned off.

When JP1 is open, the board operates in USB-to-UART bridge mode. In this mode, the PIC18 USB-to-UART serial bridge over J5 is turned on, and the PICtail interface should not be used.

**Note:** Ensure that the USB mini-B cable is detached when operating in PICtail mode.

**FIGURE 1: Microchip RN4020 Certified Bluetooth Low Energy (BTLE) Module**



### GETTING STARTED

The RN4020 module on the RN4020 PICtail Plus Daughter Board exposes a high speed UART interface which can be used to issue ASCII commands to configure and control the RN4020 module. For more information on the RN4020 commands, configuration and examples, refer to the user's guide for the RN4020 module.

While in PICtail mode, the board can be plugged into any standard Microchip development board that supports the PICtail Plus, or PICtail, connection interface.

**Note:** Ensure that the PICtail connector pin-out on the host MCU development platform supports the pin-out on the PICtail interface on the RN4020 PICtail Plus Daughter Board.

The firmware running on the Microchip 8/16/32-bit PIC MCU can be used to interface over UART and IO ports with the RN4020 on the PICtail board. Refer to the **Other Information** section for information about downloading PIC workspaces for PICtail mode.

# RN4020 PICTAIL PLUS DAUGHTER BOARD

While in USB-to-UART Bridge mode, the board can be plugged into a PC that supports serial COM ports. When plugged in over USB mini-B receptacle J5 to a PC, the board enumerates as a serial COM port. A terminal emulator application on the PC can be used to open the COM port and issue commands when the RN4020 is in Command mode, or to transfer data when it is in Microchip Low Power Data Profile (MLDP) mode.

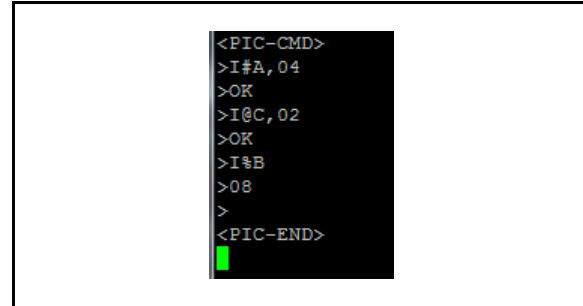
The USB-to-UART Bridge mode enables a simple command shell running on the USB-to-UART Bridge that is used to control the GPIOs on RN4020 through the PIC18. Typing \$\$\$ with a carriage return on the terminal emulator will enter the PIC18 command shell, as seen in Figure 2.

Typing \$\$\$ with a carriage return a second time on the terminal emulator will exit the PIC18 command shell. There is a 1 second guard band duration for both entry into and exit out of the command shell. Command shell is entered or exited only if there is no data transfer during the duration of the guard band.

## EXAMPLE 1:

```
I#A,04 // Sets the PIC18 IO port RA2 to logic HIGH
I@C,02 // Sets the direction of PIC18 IO port RC1 to input
I%B // Reads the logic levels on PIC18 IO port RB
```

FIGURE 2: PIC18 Command Shell



The supported commands are listed in Table 1. The supported commands can be issued with carriage return after entering the PIC18 command shell, as in the example that is shown below.

TABLE 1: BASIC COMMANDS SUPPORTED IN THE PIC18 COMMAND SHELL

Basic Commands Supported	Description
I#X,YY	Sets or Clears the IO port A/B/C on PIC18
I@X,YY	Sets the direction of the IO port A/B/C on PIC18
I%X	Reads the IO port A/B/C on PIC18
H	Provides help on supported commands and may show additional commands, if available
V	Version of the command shell

**Legend:** X – A or B or C; YY – Hex byte value

## OTHER INFORMATION

To obtain the most recent and complete RN4020 data sheet, user's guide, and code examples, visit the Microchip web site: [www.microchip.com/rn4020](http://www.microchip.com/rn4020)

## REVISION HISTORY

Revision A (June 2014)

This is the initial release of this document.



# RN4020 PICTAIL PLUS DAUGHTER BOARD

---

---

NOTES:

---

---

**Note the following details of the code protection feature on Microchip devices:**

- Microchip products meet the specification contained in their particular Microchip Data Sheet.
- Microchip believes that its family of products is one of the most secure families of its kind on the market today, when used in the intended manner and under normal conditions.
- There are dishonest and possibly illegal methods used to breach the code protection feature. All of these methods, to our knowledge, require using the Microchip products in a manner outside the operating specifications contained in Microchip's Data Sheets. Most likely, the person doing so is engaged in theft of intellectual property.
- Microchip is willing to work with the customer who is concerned about the integrity of their code.
- Neither Microchip nor any other semiconductor manufacturer can guarantee the security of their code. Code protection does not mean that we are guaranteeing the product as “unbreakable.”

Code protection is constantly evolving. We at Microchip are committed to continuously improving the code protection features of our products. Attempts to break Microchip's code protection feature may be a violation of the Digital Millennium Copyright Act. If such acts allow unauthorized access to your software or other copyrighted work, you may have a right to sue for relief under that Act.

---

Information contained in this publication regarding device applications and the like is provided only for your convenience and may be superseded by updates. It is your responsibility to ensure that your application meets with your specifications. MICROCHIP MAKES NO REPRESENTATIONS OR WARRANTIES OF ANY KIND WHETHER EXPRESS OR IMPLIED, WRITTEN OR ORAL, STATUTORY OR OTHERWISE, RELATED TO THE INFORMATION, INCLUDING BUT NOT LIMITED TO ITS CONDITION, QUALITY, PERFORMANCE, MERCHANTABILITY OR FITNESS FOR PURPOSE. Microchip disclaims all liability arising from this information and its use. Use of Microchip devices in life support and/or safety applications is entirely at the buyer's risk, and the buyer agrees to defend, indemnify and hold harmless Microchip from any and all damages, claims, suits, or expenses resulting from such use. No licenses are conveyed, implicitly or otherwise, under any Microchip intellectual property rights.

#### **Trademarks**

The Microchip name and logo, the Microchip logo, dsPIC, FlashFlex, KEELOQ, KEELOQ logo, MPLAB, PIC, PICmicro, PICSTART, PIC<sup>32</sup> logo, rPIC, SST, SST Logo, SuperFlash and UNI/O are registered trademarks of Microchip Technology Incorporated in the U.S.A. and other countries.

FilterLab, Hampshire, HI-TECH C, Linear Active Thermistor, MTP, SEEVAL and The Embedded Control Solutions Company are registered trademarks of Microchip Technology Incorporated in the U.S.A.

Silicon Storage Technology is a registered trademark of Microchip Technology Inc. in other countries.


Analog-for-the-Digital Age, Application Maestro, BodyCom, chipKIT, chipKIT logo, CodeGuard, dsPICDEM, dsPICDEM.net, dsPICworks, dsSPEAK, ECAN, ECONOMONITOR, FanSense, HI-TIDE, In-Circuit Serial Programming, ICSP, Mindi, MiWi, MPASM, MPF, MPLAB Certified logo, MPLIB, MPLINK, mTouch, Omniclient Code Generation, PICC, PICC-18, PICDEM, PICDEM.net, PICkit, PICTail, REAL ICE, rLAB, Select Mode, SQI, Serial Quad I/O, Total Endurance, TSHARC, UniWinDriver, WiperLock, ZENA and Z-Scale are trademarks of Microchip Technology Incorporated in the U.S.A. and other countries.

SQTP is a service mark of Microchip Technology Incorporated in the U.S.A.

GestIC and ULPP are registered trademarks of Microchip Technology Germany II GmbH & Co. KG, a subsidiary of Microchip Technology Inc., in other countries.

All other trademarks mentioned herein are property of their respective companies.

© 2014, Microchip Technology Incorporated, Printed in the U.S.A., All Rights Reserved.

 Printed on recycled paper.

ISBN: 978-1-63276-253-5

**QUALITY MANAGEMENT SYSTEM**  
**CERTIFIED BY DNV**  
**== ISO/TS 16949 ==**

*Microchip received ISO/TS-16949:2009 certification for its worldwide headquarters, design and wafer fabrication facilities in Chandler and Tempe, Arizona; Gresham, Oregon and design centers in California and India. The Company's quality system processes and procedures are for its PIC<sup>®</sup> MCUs and dsPIC<sup>®</sup> DSCs, KEELOQ<sup>®</sup> code hopping devices, Serial EEPROMs, microperipherals, nonvolatile memory and analog products. In addition, Microchip's quality system for the design and manufacture of development systems is ISO 9001:2000 certified.*



# MICROCHIP

## Worldwide Sales and Service

### AMERICAS

**Corporate Office**  
2355 West Chandler Blvd.  
Chandler, AZ 85224-6199  
Tel: 480-792-7200  
Fax: 480-792-7277  
Technical Support:  
<http://www.microchip.com/support>  
Web Address:  
[www.microchip.com](http://www.microchip.com)

**Atlanta**  
Duluth, GA  
Tel: 678-957-9614  
Fax: 678-957-1455

**Austin, TX**  
Tel: 512-257-3370

**Boston**  
Westborough, MA  
Tel: 774-760-0087  
Fax: 774-760-0088

**Chicago**  
Itasca, IL  
Tel: 630-285-0071  
Fax: 630-285-0075

**Cleveland**  
Independence, OH  
Tel: 216-447-0464  
Fax: 216-447-0643

**Dallas**  
Addison, TX  
Tel: 972-818-7423  
Fax: 972-818-2924

**Detroit**  
Novi, MI  
Tel: 248-848-4000

**Houston, TX**  
Tel: 281-894-5983

**Indianapolis**  
Noblesville, IN  
Tel: 317-773-8323  
Fax: 317-773-5453

**Los Angeles**  
Mission Viejo, CA  
Tel: 949-462-9523  
Fax: 949-462-9608

**New York, NY**  
Tel: 631-435-6000

**San Jose, CA**  
Tel: 408-735-9110

**Canada - Toronto**  
Tel: 905-673-0699  
Fax: 905-673-6509

### ASIA/PACIFIC

**Asia Pacific Office**  
Suites 3707-14, 37th Floor  
Tower 6, The Gateway  
Harbour City, Kowloon  
Hong Kong  
Tel: 852-2943-5100  
Fax: 852-2401-3431

**Australia - Sydney**  
Tel: 61-2-9868-6733  
Fax: 61-2-9868-6755

**China - Beijing**  
Tel: 86-10-8569-7000  
Fax: 86-10-8528-2104

**China - Chengdu**  
Tel: 86-28-8665-5511  
Fax: 86-28-8665-7889

**China - Chongqing**  
Tel: 86-23-8980-9588  
Fax: 86-23-8980-9500

**China - Hangzhou**  
Tel: 86-571-8792-8115  
Fax: 86-571-8792-8116

**China - Hong Kong SAR**  
Tel: 852-2943-5100  
Fax: 852-2401-3431

**China - Nanjing**  
Tel: 86-25-8473-2460  
Fax: 86-25-8473-2470

**China - Qingdao**  
Tel: 86-532-8502-7355  
Fax: 86-532-8502-7205

**China - Shanghai**  
Tel: 86-21-5407-5533  
Fax: 86-21-5407-5066

**China - Shenyang**  
Tel: 86-24-2334-2829  
Fax: 86-24-2334-2393

**China - Shenzhen**  
Tel: 86-755-8864-2200  
Fax: 86-755-8203-1760

**China - Wuhan**  
Tel: 86-27-5980-5300  
Fax: 86-27-5980-5118

**China - Xian**  
Tel: 86-29-8833-7252  
Fax: 86-29-8833-7256

**China - Xiamen**  
Tel: 86-592-2388138  
Fax: 86-592-2388130

**China - Zhuhai**  
Tel: 86-756-3210040  
Fax: 86-756-3210049

### ASIA/PACIFIC

**India - Bangalore**  
Tel: 91-80-3090-4444  
Fax: 91-80-3090-4123

**India - New Delhi**  
Tel: 91-11-4160-8631  
Fax: 91-11-4160-8632

**India - Pune**  
Tel: 91-20-3019-1500

**Japan - Osaka**  
Tel: 81-6-6152-7160  
Fax: 81-6-6152-9310

**Japan - Tokyo**  
Tel: 81-3-6880-3770  
Fax: 81-3-6880-3771

**Korea - Daegu**  
Tel: 82-53-744-4301  
Fax: 82-53-744-4302

**Korea - Seoul**  
Tel: 82-2-554-7200  
Fax: 82-2-558-5932 or  
82-2-558-5934

**Malaysia - Kuala Lumpur**  
Tel: 60-3-6201-9857  
Fax: 60-3-6201-9859

**Malaysia - Penang**  
Tel: 60-4-227-8870  
Fax: 60-4-227-4068

**Philippines - Manila**  
Tel: 63-2-634-9065  
Fax: 63-2-634-9069

**Singapore**  
Tel: 65-6334-8870  
Fax: 65-6334-8850

**Taiwan - Hsin Chu**  
Tel: 886-3-5778-366  
Fax: 886-3-5770-955

**Taiwan - Kaohsiung**  
Tel: 886-7-213-7830

**Taiwan - Taipei**  
Tel: 886-2-2508-8600  
Fax: 886-2-2508-0102

**Thailand - Bangkok**  
Tel: 66-2-694-1351  
Fax: 66-2-694-1350

### EUROPE

**Austria - Wels**  
Tel: 43-7242-2244-39  
Fax: 43-7242-2244-393

**Denmark - Copenhagen**  
Tel: 45-4450-2828  
Fax: 45-4485-2829

**France - Paris**  
Tel: 33-1-69-53-63-20  
Fax: 33-1-69-30-90-79

**Germany - Dusseldorf**  
Tel: 49-2129-3766400

**Germany - Munich**  
Tel: 49-89-627-144-0  
Fax: 49-89-627-144-44

**Germany - Pforzheim**  
Tel: 49-7231-424750

**Italy - Milan**  
Tel: 39-0331-742611  
Fax: 39-0331-466781

**Italy - Venice**  
Tel: 39-049-7625286

**Netherlands - Drunen**  
Tel: 31-416-690399  
Fax: 31-416-690340

**Poland - Warsaw**  
Tel: 48-22-3325737

**Spain - Madrid**  
Tel: 34-91-708-08-90  
Fax: 34-91-708-08-91

**Sweden - Stockholm**  
Tel: 46-8-5090-4654

**UK - Wokingham**  
Tel: 44-118-921-5800  
Fax: 44-118-921-5820

03/25/14