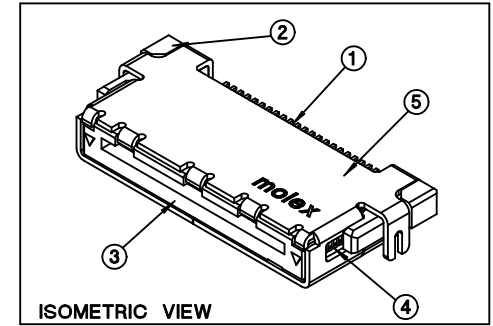
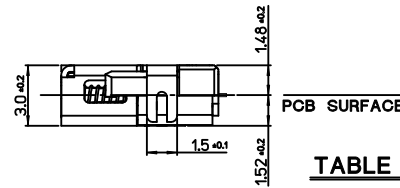
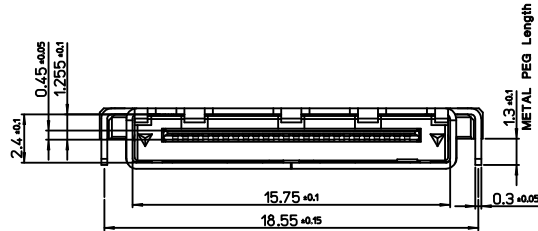


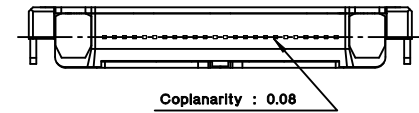
RECOMENDED PCB PATTERN LAYOUT
(TOLERANCE : 0.05mm)



ISOMETRIC VIEW



PCB SURFACE



Coplanarity : 0.08

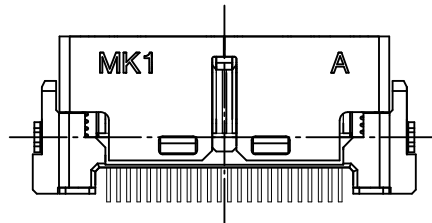


TABLE 2

⑤	METAL SHELL	STAINLESS STEEL	NICKEL
④	COMPRESSION SPRING	STAINLESS STEEL	NONE
③	SHUTTER HOUSING	POLYAMIDE(PA4T), UL94V-0	BLACK COLOR
		POLYAMIDE(PA6T), UL94V-0	BLACK COLOR
②	OVERMOLD HOUSING	POLYAMIDE(PA4T), UL94V-0	BLACK COLOR
		POLYAMIDE(PA6T), UL94V-0	BLACK COLOR
①	CONTACT TERMINAL	COPPER ALLOY	SELECTIVE GOLD
NO.	DESCRIPTION	MATERIAL	FINISH

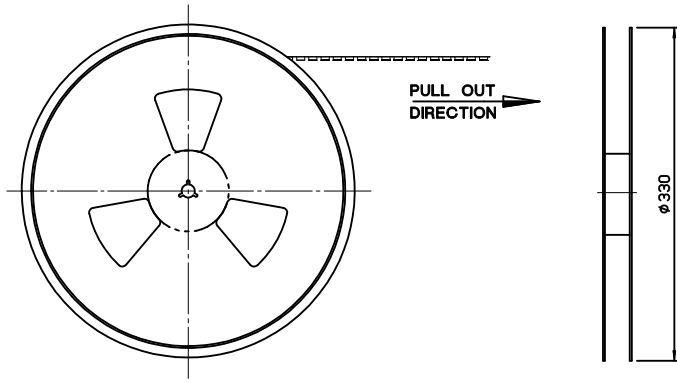
TABLE 1

HALOGEN FREE	494372431	49437-2431
NONE HALOGEN FREE	494372411	49437-2411
HALOGEN FREE	MATERIAL NO.	ORDER NO.

NOTES

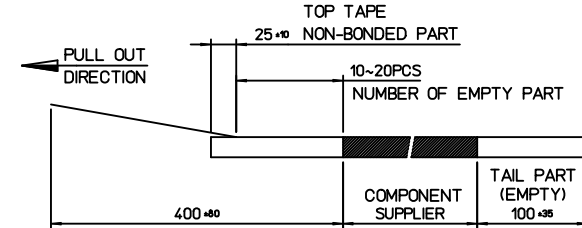
1. MATERIALS: SEE TABLE 2
2. FINISHES: SEE TABLE 2
3. PRODUCT SPECIFICATION : PS-49437-001
4. COPLANARITY OF SOLDER TAILS : 0.1mm MAX.
5. PACKAGING SPECIFICATION : PK-49437-001

REVISED EC NO: KOR2010-0077 DRW: HJEONG 2009/11/26 CHKD: YSOOK IM 2009/11/26 APPR: YUNSIKKIM 2009/11/27	QUALITY SYMBOLS ▽=0 ∇=0	GENERAL TOLERANCES (UNLESS SPECIFIED)		DIMENSION STYLE MM ONLY		SCALE 1:1	DESIGN UNITS METRIC	THIRD ANGLE PROJECTION	
		4 PLACES	± ---	± ---	DRAWN BY ES. JUNG	DATE 2006.03.02	TITLE 0.5 SHUTTER I/O 24P RECEPTACLE ASSY OFFSET (WITHOUT BATTERY)		
		3 PLACES	± ---	± ---	CHECKED BY SH. CHU	DATE 2006.03.02	MOLEX INCORPORATED		
		2 PLACES	± 0.1	± ---	APPROVED BY SJ. SEH	DATE 2006.03.02	MATERIAL NO.	DOCUMENT NO.	SHEET NO.
		1 PLACE	± 0.2	± ---	ANGULAR ± 1 °		SEE TABLE		
		DRAFT WHERE APPLICABLE MUST REMAIN WITHIN DIMENSIONS			SIZE A3	THIS DRAWING CONTAINS INFORMATION THAT IS PROPRIETARY TO MOLEX INCORPORATED AND SHOULD NOT BE USED WITHOUT WRITTEN PERMISSION			



NOTES

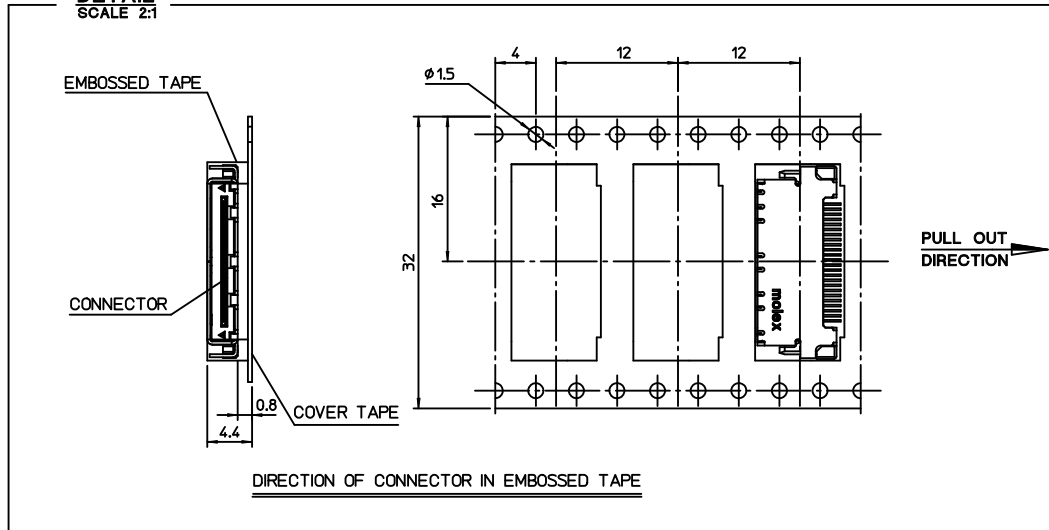
- 1. QUANTITY OF CONNECTORS : 1,000PCS/REEL
- 2. LEAD LENGTH



- 3. PEELING OFF FORCE OF COVER TAPE : 0.1N ±0.59N(10.2±60GF)
(PEELING DIRECTION AS SHOW IN FOLLOW FIG.)
- PEELING OFF SPEED : 300mm/Min.(Ref.)



DETAIL
SCALE 2:1



REVISED EC NO: KOR2010-0077 DRWN: HJEONG 2009/11/26 CHKD: YSOOK IM 2009/11/26 APPR: YUNSIK IM 2009/11/27	DESCRIPTION B	QUALITY SYMBOLS ▽=0 ▽=0	GENERAL TOLERANCES (UNLESS SPECIFIED)		DIMENSION STYLE MM ONLY		SCALE 4:1	DESIGN UNITS METRIC	THIRD ANGLE PROJECTION		
				mm	INCH	DRAWN BY ES. JUNG	DATE 2006.03.02	TITLE 0.5 SHUTTER I/O 24P RECEPTACLE ASSY OFFSET (WITHOUT BATTERY)			
			4 PLACES ± ---	± ---	± ---	CHECKED BY SH. CHU	DATE 2006.03.02				
			3 PLACES ± ---	± ---	± ---	APPROVED BY S.J. SEH	DATE 2006.03.02	MOLEX INCORPORATED			
2 PLACES ± 0.10	± ---	± ---	MATERIAL NO. SEE TABLE	DOCUMENT NO. SD-49437-001	SHEET NO. 2 OF 2						
1 PLACE ± 0.20	± ---	± ---	DRAFT WHERE APPLICABLE MUST REMAIN WITHIN DIMENSIONS		THIS DRAWING CONTAINS INFORMATION THAT IS PROPRIETARY TO MOLEX INCORPORATED AND SHOULD NOT BE USED WITHOUT WRITTEN PERMISSION						
			ANGULAR ± 1 °								