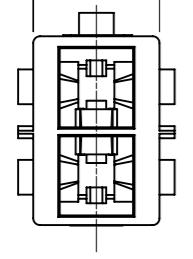
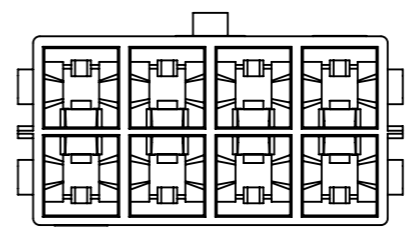
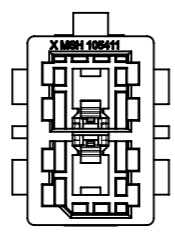




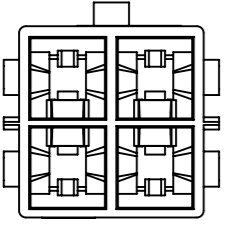
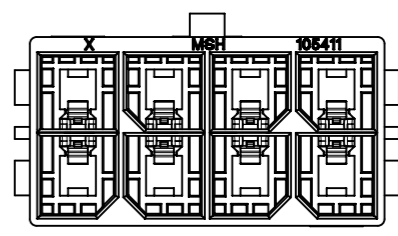
4.175 8.35



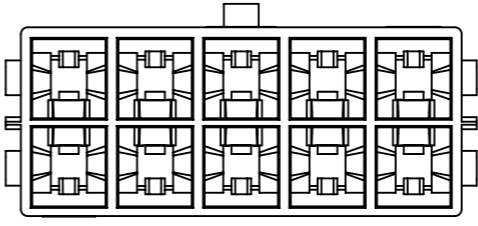
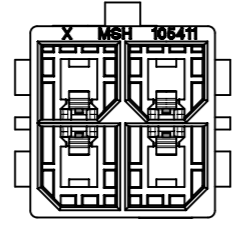
2 CIRCUITS



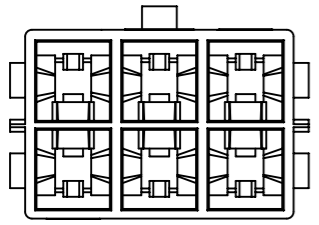
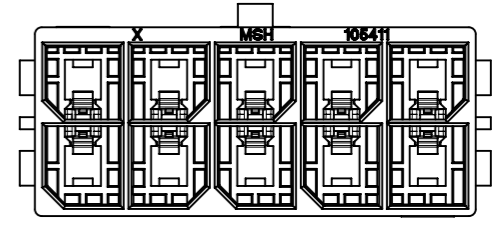
8 CIRCUITS



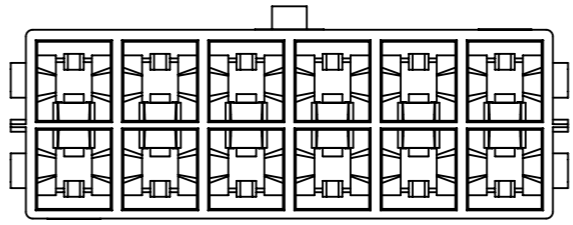
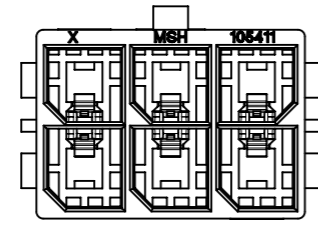
4 CIRCUITS



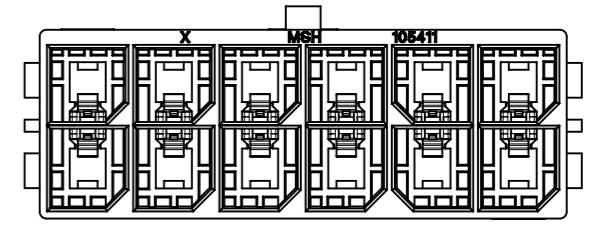
10 CIRCUITS



6 CIRCUITS



12 CIRCUITS



POLARIZATION LAYOUT

SYMBOLS	THIS DRAWING CONTAINS INFORMATION THAT IS PROPRIETARY TO MOLEX ELECTRONIC TECHNOLOGIES, LLC AND SHOULD NOT BE USED WITHOUT WRITTEN PERMISSION		CURRENT REV DESC:				
	DIMENSION UNITS	SCALE					
▽ = 0	mm		DRWN: ALUO02	2019/12/11	PRODUCT CUSTOMER DRAWING		
▽ = 0	GENERAL TOLERANCES (UNLESS SPECIFIED)		CHK'D: AYIN	2019/12/11			
▽ = 0	ANGULAR TOL ± 0.5°		APPR: AYIN	2019/12/11	DOCUMENT NUMBER		
▽ = 0	4 PLACES ±		INITIAL REVISION:		1054110100		
▽ = 0	3 PLACES ±		DRWN: YTIAN30	2018/07/23	DOC TYPE	DOC PART	REVISION
▽ = 0	2 PLACES ± 0.25		APPR: YXZHENG	2018/08/06	PSD	000	D1
▽ = 0	1 PLACE ± 0.35		THIRD ANGLE PROJECTION		MATERIAL NUMBER		
▽ = 0	0 PLACES ±		DRAWING		CUSTOMER		
▽ = 0	DRAFT WHERE APPLICABLE MUST REMAIN WITHIN DIMENSIONS		A3-SIZE		SHEET NUMBER		
▽ = 0			SERIES		2 OF 2		

DOCUMENT STATUS	P1	RELEASE DATE	2019/12/11	04:25:07
-----------------	----	--------------	------------	----------