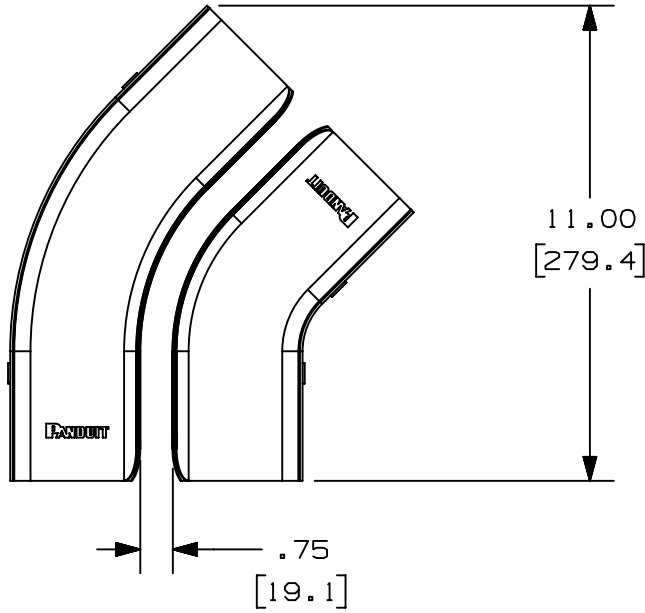


2

1

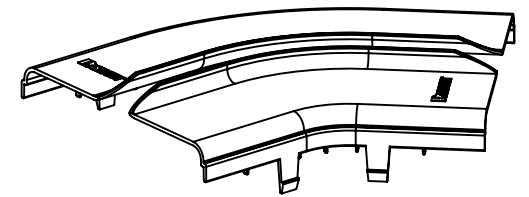
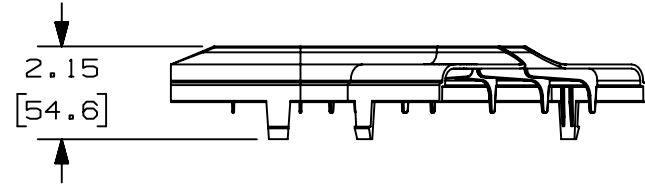
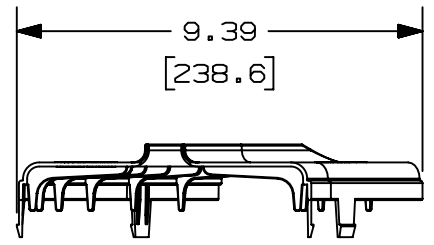
THIS COPY IS PROVIDED ON A RESTRICTED BASIS AND IS NOT TO BE USED IN ANY WAY DETRIMENTAL TO THE INTERESTS OF PANDUIT CORP.



PANDUIT PART NUMBER	WEIGHT	MATERIAL
FRH45SC6**	0.35 LB/EACH (160g/EACH)	ABS
FRH45SC6L**	0.35 LB/EACH (160g/EACH)	PC/ABS

**NOTES:**

1. SEE CURRENT CATALOG FOR ADDITIONAL PART SUFFIXES TO INDICATE COLOR AND/OR PACKAGE QUANTITY.
2. THE FIBERRUNNER 6x4 HORIZONTAL 45° ANGLE SPLIT COVER REQUIRES NO TOOLS FOR INSTALLATION AND/OR REMOVAL. THE SPLIT COVER CREATES A 3/4" (19.1) RADIUSED OPENING TO ALLOW FOR NEW CABLES TO BE ADDED WITHOUT THE NEED FOR REMOVING THE COVERS.
3. DIMENSIONS IN PARENTHESES ARE IN METRIC.



B

B

A

A

REV	DATE	BY	CHK	APR	DESCRIPTION	ECN
02B	9/11/2020	MES	DWR	DWR	ADDED NEW TITLE BLOCK, ADDED NEW PART NUMBER	V09002DZ/11

<b>TITLE</b> FIBERRUNNER 6x4 HORIZONTAL 45° ANGLE SPLIT COVER (FRH45SC6**,FRH45SC6L**)		<b>PANDUIT</b>			
CUSTOMER DRAWING					
<b>ITEM REVISION NAME</b> D37686BE/01		<b>MATERIAL:</b> SEE PART NUMBER REF TABLE			
<b>DATASET FILE NAME</b> D37686BE/01					
UNLESS OTHERWISE SPECIFIED, DIMENSIONAL TOLERANCES ARE: (.X) ± (.XXX) ± (.XX) ± .03 (.8) ANGLES ±					
<b>DRAWING NUMBER:</b> 37686-04		<b>DRAWING NUMBER:</b> 37686-04			
<b>THIRD ANGLE PROJECTION</b>					
<b>DRAWN BY</b> JHNU	<b>DATE</b> 8-18-00	<b>CHK</b> HIW	<b>SCALE</b> NONE	<b>SHT 1 OF 1</b>	<b>SIZE</b> A

2

1

D10100DA/20