

Data sheet | Item number: 769-502

Center module for 1-conductor female connector; CAGE CLAMP®; 4 mm²;
Pin spacing 5 mm; 1-pole; coding finger; 4,00 mm²; gray

www.wago.com/769-502



Item description

Customizing Modular Female Plugs

WAGO's modular X-COM®-SYSTEM female plugs can be customized for applications that require a varying number of poles (e.g., when designing prototypes).

Subject to changes. Please also observe the further product documentation!

WAGO GmbH & Co. KG
Hansastr. 27
32423 Minden
Phone: +49571 887-0 | Fax: +49571 887-169
Email: info.de@wago.com | Web: www.wago.com

Do you have any questions about our products?
We are always happy to take your call at +49 (571) 887-44222.



Modules and Pole Numbers

A customized X-COM®-SYSTEM

female plug consists of:

- One base module with an integrated end plate
- Up to 13 center modules (corresponding to a 15-pole female plug = maximum pole number)
- One end module

Intended Use

According to EN 61984, connectors without current interrupting capacity must not be mated or unmated when live or under load.

Assembly

The appropriate mounting tool shall be used to ensure that the individual modules are properly attached to each other without damaging the locking latches.

Data

Notes

Safety information

According to EN 61984, pluggable connectors without current interrupting capacity must not be mated or unmated when live or under load.

Electrical data

Ratings per IEC/EN

Ratings per	IEC/EN 61984
Nominal voltage (III/3)	500 V
Rated impulse voltage (III/3)	6 kV
Rated current	32 A
Legend (ratings)	(III / 3) ≙ Overvoltage category III / Pollution degree 3

Connection data

Connection points	1
Total number of potentials	1

Connection 1

Connection technology	CAGE CLAMP®
-----------------------	-------------

Subject to changes. Please also observe the further product documentation!



Actuation type	Operating tool
Connectable conductor materials	Copper
Nominal cross-section	4 mm ² / 12 AWG
Solid conductor	0.08 ... 4 mm ² / 28 ... 12 AWG
Fine-stranded conductor	0.08 ... 4 mm ² / 28 ... 12 AWG
Strip length	8 ... 9 mm / 0.31 ... 0.35 inches
Pole number	1
Wiring direction	Front-entry wiring

Physical data

Width	5 mm / 0.197 inches
Height	45.2 mm / 1.78 inches
Depth	18.3 mm / 0.72 inches
Module width	5 mm / 0.197 inches

Mechanical Data

Variable coding	Yes
Direct ground contact to DIN-rail/drilled hole/housing	No
Marking level	Side marking
Anti-rotation protection	Yes

Plug-in connection

Contact type (pluggable connector)	Female connector/socket
Connector (connection type)	for conductor
Mismating protection	No
Plugging without loss of pin spacing	Yes

Material Data

Note (material data)	Information on material specifications can be found here
Color	gray
Insulation material	Polyamide (PA66)
Flammability class per UL94	V0
Fire load	0.061 MJ
Halogen-free	Yes
Weight	3.1 g

Subject to changes. Please also observe the further product documentation!

WAGO GmbH & Co. KG
 Hansastr. 27
 32423 Minden
 Phone: +49571 887-0 | Fax: +49571 887-169
 Email: info.de@wago.com | Web: www.wago.com

Do you have any questions about our products?
 We are always happy to take your call at +49 (571) 887-44222.



Environmental requirements

Processing temperature	-35 ... +85 °C
Continuous operating temperature	-60 ... +105 °C

Commercial data

Product Group	18 (X-COM-System)
eCl@ss 10.0	27-14-11-06
eCl@ss 9.0	27-14-11-06
ETIM 8.0	EC001284
ETIM 7.0	EC001284
PU (SPU)	250 pcs
Packaging type	bag
Country of origin	DE
GTIN	4017332331425
Customs tariff number	85366990990

Environmental Product Compliance

RoHS Compliance Status	Compliant, No Exemption
------------------------	-------------------------

Approvals / Certificates

General approvals

Logo	Approval	Additional Approval Text	Certificate name
	CCA DEKRA Certification B.V.	EN 60947	NTR NL-7626
	CCA DEKRA Certification B.V.	EN 61984	2190419.02
	CCA DEKRA Certification B.V.	EN 61984	NL-47799 /A1
	CSA CSA Group	C22.2	1101144
	KEMA/KEUR DEKRA Certification B.V.	EN 60947	2190419.01
	UL Underwriters Laboratories Inc.	UL 1977	E 45171
	UR Underwriters Laboratories Inc.	UL 1059	E45172

Subject to changes. Please also observe the further product documentation!

WAGO GmbH & Co. KG
 Hansastr. 27
 32423 Minden
 Phone: +49571 887-0 | Fax: +49571 887-169
 Email: info.de@wago.com | Web: www.wago.com

Do you have any questions about our products?
 We are always happy to take your call at +49 (571) 887-44222.



Declarations of conformity and manufacturer's declarations

Logo	Approval	Additional Approval Text	Certificate name
	EU-Declaration of Conformity WAGO GmbH & Co. KG	-	-
	UK-Declaration of Conformity WAGO GmbH & Co. KG	-	-

Optional accessories

Locking levers

Locking system		
Item no.: 769-428	Locking lever; for female connectors; 1 part; Pin spacing 5 mm; 1-pole; gray	www.wago.com/769-428
Item no.: 769-430	Locking lever; for female connectors; 1 part; Pin spacing 5 mm; 2-pole; gray	www.wago.com/769-430
Item no.: 769-429	Locking lever; for female connectors; 1 part; Pin spacing 5 mm; 1-pole; orange	www.wago.com/769-429
Item no.: 769-431	Locking lever; for female connectors; 1 part; Pin spacing 5 mm; 2-pole; orange	www.wago.com/769-431

Testing and measuring

Testing accessories		
Item no.: 210-136	Test plug; 2 mm Ø; with 500 mm cable; red	www.wago.com/210-136

Ferrule

Ferrule		
Item no.: 216-101	Ferrule; Sleeve for 0.5 mm ² / AWG 22; uninsulated; electro-tin plated; silver-colored	www.wago.com/216-101
Item no.: 216-104	Ferrule; Sleeve for 1.5 mm ² / AWG 16; uninsulated; electro-tin plated; silver-colored	www.wago.com/216-104
Item no.: 216-102	Ferrule; Sleeve for 0.75 mm ² / AWG 20; uninsulated; electro-tin plated; silver-colored	www.wago.com/216-102
Item no.: 216-103	Ferrule; Sleeve for 1 mm ² / AWG 18; uninsulated; electro-tin plated	www.wago.com/216-103
Item no.: 216-203	Ferrule; Sleeve for 1 mm ² / AWG 18; insulated; electro-tin plated; red	www.wago.com/216-203
Item no.: 216-206	Ferrule; Sleeve for 2.5 mm ² / AWG 14; insulated; electro-tin plated; blue	www.wago.com/216-206

Subject to changes. Please also observe the further product documentation!

WAGO GmbH & Co. KG
 Hansastr. 27
 32423 Minden
 Phone: +49571 887-0 | Fax: +49571 887-169
 Email: info.de@wago.com | Web: www.wago.com

Do you have any questions about our products?
 We are always happy to take your call at +49 (571) 887-44222.



Item no.: 216-202 Ferrule; Sleeve for 0.75 mm ² / 18 AWG; insulated; electro-tin plated; gray	www.wago.com/216-202
Item no.: 216-204 Ferrule; Sleeve for 1.5 mm ² / AWG 16; insulated; electro-tin plated; black	www.wago.com/216-204
Item no.: 216-201 Ferrule; Sleeve for 0.5 mm ² / 20 AWG; insulated; electro-tin plated; white	www.wago.com/216-201
Item no.: 216-301 Ferrule; Sleeve for 0.25 mm ² / AWG 24; insulated; electro-tin plated; yellow	www.wago.com/216-301
Item no.: 216-302 Ferrule; Sleeve for 0.34 mm ² / 22 AWG; insulated; electro-tin plated; light turquoise	www.wago.com/216-302
Protective warning marker	
Cover	
Item no.: 280-415 Protective warning marker; for 5 terminal blocks; with high-voltage symbol, black; yellow	www.wago.com/280-415
Tool	
Operating tool	
Item no.: 210-490 Operating tool	www.wago.com/210-490
Item no.: 769-434 Operating tool; made of insulating material; 1-way; loose; white	www.wago.com/769-434
Jumpers	
Jumper	
Item no.: 769-402 Jumper; insulated; gray	www.wago.com/769-402
Strain relief	
Strain relief	
Item no.: 769-1604 Strain relief housing; for female and male connectors; 2 parts; Pin spacing 5 mm; 4-pole; gray	www.wago.com/769-1604
Item no.: 769-1602 Strain relief housing; for female and male connectors; 2 parts; Pin spacing 5 mm; 2-pole; gray	www.wago.com/769-1602
Item no.: 769-1607 Strain relief housing; for female and male connectors; 2 parts; Pin spacing 5 mm; 7-pole; gray	www.wago.com/769-1607
Item no.: 769-1609 Strain relief housing; for female and male connectors; 2 parts; Pin spacing 5 mm; 9-pole; gray	www.wago.com/769-1609
Item no.: 769-1603 Strain relief housing; for female and male connectors; 2 parts; Pin spacing 5 mm; 3-pole; gray	www.wago.com/769-1603
Item no.: 769-1610 Strain relief housing; for female and male connectors; 2 parts; Pin spacing 5 mm; 10-pole; gray	www.wago.com/769-1610

Subject to changes. Please also observe the further product documentation!



Item no.: 769-1605 Strain relief housing; for female and male connectors; 2 parts; Pin spacing 5 mm; 5-pole; gray	www.wago.com/769-1605
Item no.: 769-1608 Strain relief housing; for female and male connectors; 2 parts; Pin spacing 5 mm; 8-pole; gray	www.wago.com/769-1608
Item no.: 769-1606 Strain relief housing; for female and male connectors; 2 parts; Pin spacing 5 mm; 6-pole; gray	www.wago.com/769-1606
Item no.: 769-1611 Strain relief housing; for female and male connectors; 2 parts; Pin spacing 5 mm; 11-pole; gray	www.wago.com/769-1611
Item no.: 769-1613 Strain relief housing; for female and male connectors; 2 parts; Pin spacing 5 mm; 13-pole; gray	www.wago.com/769-1613
Item no.: 769-1612 Strain relief housing; for female and male connectors; 2 parts; Pin spacing 5 mm; 12-pole; gray	www.wago.com/769-1612
Item no.: 769-1615 Strain relief housing; for female and male connectors; 2 parts; Pin spacing 5 mm; 15-pole; gray	www.wago.com/769-1615
Item no.: 769-1614 Strain relief housing; for female and male connectors; 2 parts; Pin spacing 5 mm; 14-pole; gray	www.wago.com/769-1614
Item no.: 769-411 Strain relief plate; for female and male connectors; 1 part; Pin spacing 5 mm; 2- to 3-pole; gray	www.wago.com/769-411
Item no.: 769-412 Strain relief plate; for female and male connectors; 1 part; Pin spacing 5 mm; 4- to 5-pole; gray	www.wago.com/769-412
Item no.: 769-414 Strain relief plate; for female and male connectors; 1 part; Pin spacing 5 mm; 10- to 15-pole; gray	www.wago.com/769-414
Item no.: 769-410 Strain relief plate; for female and male connectors; 1 part; Pin spacing 5 mm; 1-pole; gray	www.wago.com/769-410
Item no.: 769-413 Strain relief plate; for female and male connectors; 1 part; Pin spacing 5 mm; 6- to 9-pole; gray	www.wago.com/769-413

Marking accessories

Marking strip

Item no.: 210-831 Marking strips; on reel; 2.3 mm wide; plain; Self-adhesive; white	www.wago.com/210-831
Item no.: 210-832 Marking strips; on reel; 3 mm wide; plain; Self-adhesive; white	www.wago.com/210-832

Label

Item no.: 210-805 Labels; for Smart Printer; permanent adhesive; 6 x 15 mm; white	www.wago.com/210-805
Item no.: 210-805/000-002 Labels; for Smart Printer; permanent adhesive; 6 x 15 mm; yellow	www.wago.com/210-805/000-002

Subject to changes. Please also observe the further product documentation!



Marker	
Item no.: 2009-145 Mini-WSB Inline; for Smart Printer; 1700 pieces on roll; stretchable 5 - 5.2 mm; plain; snap-on type; white	www.wago.com/2009-145
Item no.: 248-501 Mini-WSB marking card; as card; not stretchable; plain; snap-on type; white	www.wago.com/248-501
Insulation stop	
Insulation stop	
Item no.: 769-470 Insulation stop; 0.08 - 0.2 mm ² "s" (0.14 mm ² "f-st"); 5 pieces/strip; white	www.wago.com/769-470
Item no.: 769-471 Insulation stop; 0.25 - 0.5 mm ² ; 5 pieces/strip; light gray	www.wago.com/769-471
Item no.: 769-472 Insulation stop; 0.75 - 1 mm ² ; 5 pieces/strip; dark gray	www.wago.com/769-472
Cover	
Cover	
Item no.: 769-436 Jumper cover; for 1-conductor female plugs; for 5 poles; gray	www.wago.com/769-436

Downloads

Documentation

Bid Text

769-502 X81 - Datei	2019 年2月19日	xml 3.1 kB	Download
769-502 doc - Datei	2017 年10月4日	doc 26.1 kB	Download

Additional Information

		pdf 2.3 MB	Download
--	--	---------------	----------

CAD/CAE-Data

CAD data

2D/3D Models 769-502	URL	Download
----------------------	-----	----------

CAE data

Subject to changes. Please also observe the further product documentation!



EPLAN Data Portal 769-502	URL	Download
ZUKEN Portal 769-502	URL	Download
WSCAD Universe 769-502	URL	Download

Environmental Product Compliance

Compliance Search

Environmental Product Compliance 769-502	URL	Download
Center module for 1-conductor female connector; CAGE CLAMP®; 4 mm ² ; Pin spacing 5 mm; 1-pole; coding finger; 4,00 mm ² ; gray		

Installation Notes

Installation



Female plugs for self-assembly

Conductor termination

Subject to changes. Please also observe the further product documentation!



CAGE CLAMP® connection

Female plug: Inserting/removing a conductor via operating tool.


Operation 90° to conductor is also possible.

With ferruled conductors, it is necessary to use a terminal block one size smaller than the conductor's nominal cross-section.

Commoning



Commoning 1-conductor female plugs via miniature adjacent jumpers.



Jumper cover for 1-conductor female plugs


Coding

Subject to changes. Please also observe the further product documentation!




Coding a female plug by removing coding finger(s) via cutting tool. Do not remove the first and last coding fingers or use an additional locking lever.

Locking system



Locking/releasing a lever.

Strain relief



Removing a female plug via conductor bundle provided with strain relief plate.

Marking

Subject to changes. Please also observe the further product documentation!



Labeling a female plug with CAGE CLAMP® connection via Mini-WSB Quick Markers.

Product family

X-COM

[Show all products from the family](#)

Subject to changes. Please also observe the further product documentation!