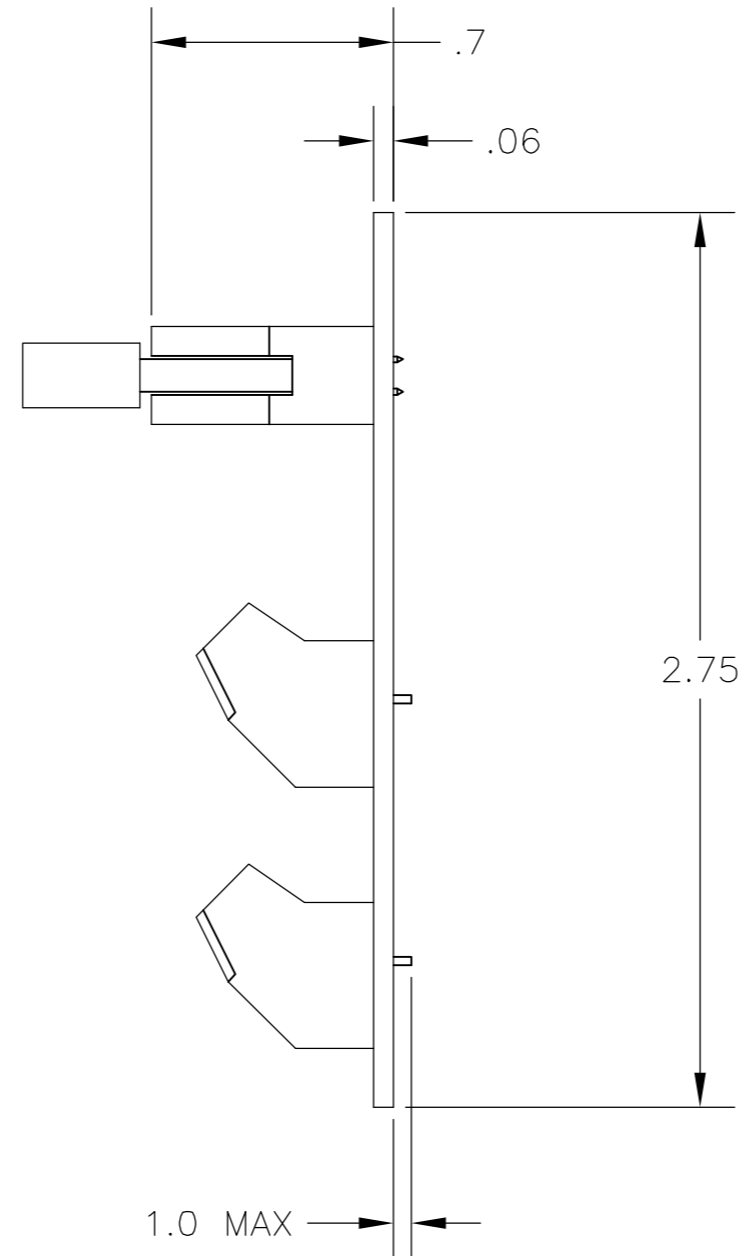
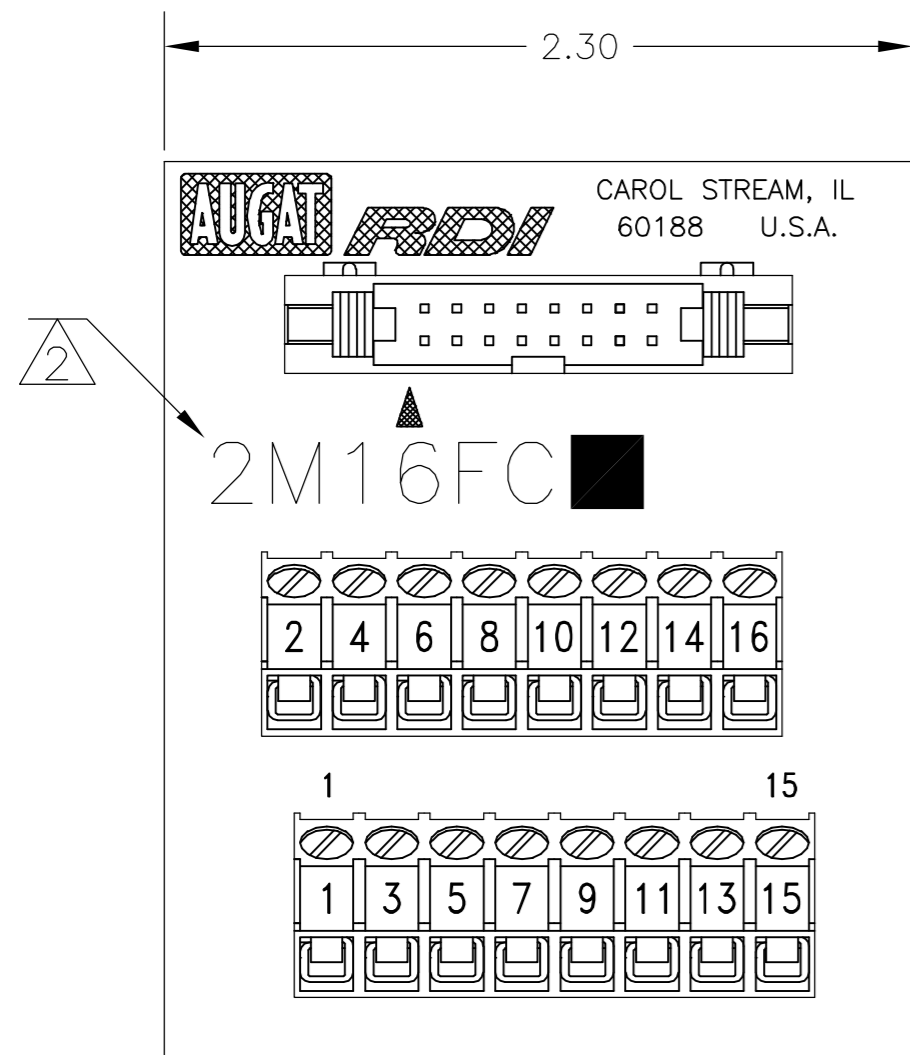


THIS DRAWING IS UNPUBLISHED. RELEASED FOR PUBLICATION
 © COPYRIGHT BY TYCO ELECTRONICS CORPORATION. ALL RIGHTS RESERVED.

LOC		DIST		REVISIONS			
P	LTR	DESCRIPTION	DATE	DWN	APVD		
	A	REVISED PER ECO-05-10413	9/30/05	SS	SRY		



HEADER:
MATERIALS:
 HEADER: COPPER ALLOY, GOLD PLATE, 94V-0 THERMOPLASTIC.
 CONNECTOR: COPPER ALLOY, GOLD PLATE, 94V-0 THERMOPLASTIC.

ELECTRICAL:
 RATING: 1 AMPERE MAX. (CONNECTOR).

MECHANICAL:
 WIRE RANGE: 26-30 AWG SOLID, 28 AWG STRANDED.

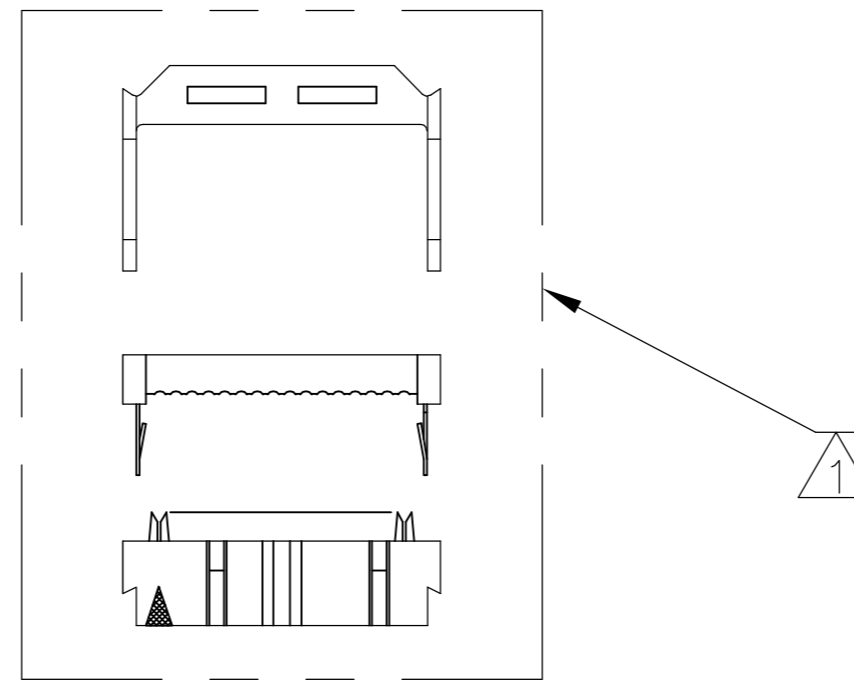
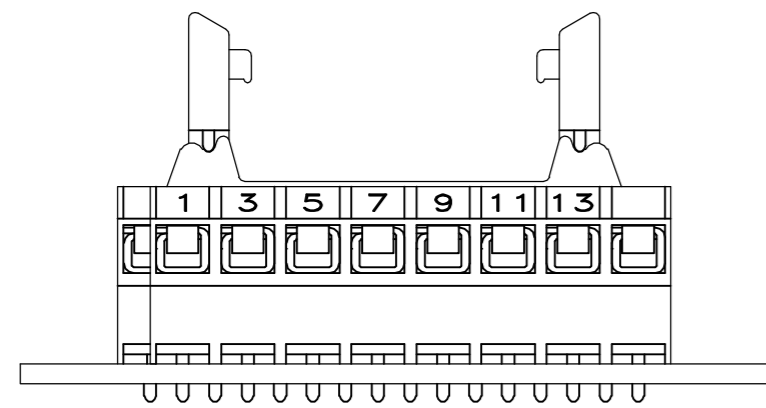
TERMINAL BLOCK:
MATERIALS:
 HOUSING: THERMOPLASTIC NYLON, BLACK, 94V-0.
 TERMINALS: COPPER ALLOY, TIN PLATED.
 SCREWS: 3M, BRASS, NICKEL PLATED

ELECTRICAL:
 RATING: 10A, 300V(UL).

MECHANICAL:
 WIRE RANGE: 14-22 AWG.

MOUNTING:
MATERIALS:
 MOUNTING: 2TK2 AND 2TK2D SERIES SNAPTRACK (SOLD SEPARATELY).

- ① ALL CONNECTOR/STRAIN RELIEF COMPONENTS TO BE SHIPPER LOOSE AND UNASSEMBLED.
- ② CATALOG NUMBER MARKED HERE.
- ③ CONTAINS NO TIN-LEAD PLATING.



THIS DRAWING IS A CONTROLLED DOCUMENT.		DWN M.S. FEHER 01APR2004	tyco Electronics Tyco Electronics Corporation Harrisburg, PA 17105-3608	
DIMENSIONS: INCHES		CHK S. YODER 01APR2004		
TOLERANCES UNLESS OTHERWISE SPECIFIED:		APVD S. YODER 01APR2004	NAME 2M16FC ASSEMBLY	
0 PLC ± - 1 PLC ± .1 2 PLC ± .01 3 PLC ± - 4 PLC ± - ANGLES ± - FINISH		PRODUCT SPEC -	SIZE A2	CAGE CODE 00779
MATERIAL		APPLICATION SPEC -	DRAWING NO 1-1437684-1	RESTRICTED TO -
		WEIGHT -	SCALE NTS	SHEET 1 of 1
		CUSTOMER DRAWING	REV A	