

205840-3 ✓ ACTIVE

AMP | AMP CPC

TE Internal #: 205840-3

Circular Power Connectors, Housing, 250 VDC, Wire-to-Panel, 28 Position, Wire & Cable, Receptacle, Pin, Signal, Black, All Plastic, AMP CPC

[View on TE.com >](#)



Connectors > Power Connectors > Circular Power > Circular Power Connectors > CPC Connectors, Series 2



Connector Product Type: **Housing**

Operating Voltage: **250 VDC**

Connector System: **Wire-to-Panel**

Number of Positions: **28**

Sealable: **No**

[All CPC Connectors, Series 2 \(23\)](#)

## Features

### Product Type Features

|                                   |               |
|-----------------------------------|---------------|
| Connector Product Type            | Housing       |
| Connector System                  | Wire-to-Panel |
| Sealable                          | No            |
| Connector & Contact Terminates To | Wire & Cable  |
| Connector & Housing Type          | Receptacle    |
| Circular Connector Shell Type     | All Plastic   |

### Configuration Features

|                            |         |
|----------------------------|---------|
| Reverse Numbering          | Without |
| Number of Positions        | 28      |
| Number of Power Positions  | 0       |
| Number of Signal Positions | 28      |

### Electrical Characteristics



|                   |         |
|-------------------|---------|
| Operating Voltage | 250 VAC |
|-------------------|---------|

### Contact Features

|                |    |
|----------------|----|
| Reverse Gender | No |
|----------------|----|

|              |     |
|--------------|-----|
| Contact Type | Pin |
|--------------|-----|

|                              |       |
|------------------------------|-------|
| Contact Current Rating (Max) | 7.5 A |
|------------------------------|-------|

|                    |      |
|--------------------|------|
| Contact Protection | With |
|--------------------|------|

### Mechanical Attachment

|                       |       |
|-----------------------|-------|
| Mating Alignment Type | Keyed |
|-----------------------|-------|

|                  |      |
|------------------|------|
| Mating Alignment | With |
|------------------|------|

|                          |                            |
|--------------------------|----------------------------|
| Panel Mount Feature Type | Flange with Mounting Holes |
|--------------------------|----------------------------|

|                       |                   |
|-----------------------|-------------------|
| Mating Retention Type | Threaded Coupling |
|-----------------------|-------------------|

|             |                    |
|-------------|--------------------|
| Thread Size | 15/16-20 UNEF – 2A |
|-------------|--------------------|

|                         |             |
|-------------------------|-------------|
| Connector Mounting Type | Panel Mount |
|-------------------------|-------------|

|                  |      |
|------------------|------|
| Mating Retention | With |
|------------------|------|

|                     |      |
|---------------------|------|
| Panel Mount Feature | With |
|---------------------|------|

### Housing Features

|                  |          |
|------------------|----------|
| Body Orientation | Straight |
|------------------|----------|

|               |       |
|---------------|-------|
| Housing Color | Black |
|---------------|-------|

|                  |               |
|------------------|---------------|
| Housing Material | Thermoplastic |
|------------------|---------------|

|                               |    |
|-------------------------------|----|
| Circular Connector Shell Size | 17 |
|-------------------------------|----|

### Dimensions

|                                      |                   |
|--------------------------------------|-------------------|
| Compatible Insulation Diameter Range | 1.73 mm [.068 in] |
|--------------------------------------|-------------------|

### Usage Conditions

|                             |                             |
|-----------------------------|-----------------------------|
| Operating Temperature Range | -55 – 105 °C [-67 – 221 °F] |
|-----------------------------|-----------------------------|

|                  |      |
|------------------|------|
| Fluid Resistance | None |
|------------------|------|

### Operation/Application

|                     |        |
|---------------------|--------|
| Circuit Application | Signal |
|---------------------|--------|

|          |    |
|----------|----|
| Shielded | No |
|----------|----|

### Industry Standards

|                        |          |
|------------------------|----------|
| UL Flammability Rating | UL 94V-0 |
|------------------------|----------|

### Packaging Features

|                    |     |
|--------------------|-----|
| Packaging Quantity | 100 |
|--------------------|-----|



Packaging Method Bag

### Product Compliance

[For compliance documentation, visit the product page on TE.com>](#)

|   |  |
|---|--|
| EU RoHS Directive 2011/65/EU                  | Compliant  |
| EU ELV Directive 2000/53/EC                   | Compliant  |
| China RoHS 2 Directive MIIT Order No 32, 2016 | No Restricted Materials Above Threshold  |
| EU REACH Regulation (EC) No. 1907/2006        | Current ECHA Candidate List: JUNE 2023 (235)<br>Candidate List Declared Against: JAN 2023 (233)<br>Does not contain REACH SVHC |
| Halogen Content                               | BFR/CFR/PVC Free, but Br/Cl >900 ppm in other sources.   |
| Solder Process Capability                     | Not applicable for solder process capability   |

#### Product Compliance Disclaimer

This information is provided based on reasonable inquiry of our suppliers and represents our current actual knowledge based on the information they provided. This information is subject to change. The part numbers that TE has identified as EU RoHS compliant have a maximum concentration of 0.1% by weight in homogenous materials for lead, hexavalent chromium, mercury, PBB, PBDE, DBP, BBP, DEHP, DIBP, and 0.01% for cadmium, or qualify for an exemption to these limits as defined in the Annexes of Directive 2011/65/EU (RoHS2). Finished electrical and electronic equipment products will be CE marked as required by Directive 2011/65/EU. Components may not be CE marked. Additionally, the part numbers that TE has identified as EU ELV compliant have a maximum concentration of 0.1% by weight in homogenous materials for lead, hexavalent chromium, and mercury, and 0.01% for cadmium, or qualify for an exemption to these limits as defined in the Annexes of Directive 2000/53/EC (ELV). Regarding the REACH Regulation, the information TE provides on SVHC in articles for this part number is based on the latest European Chemicals Agency (ECHA) 'Guidance on requirements for substances in articles' posted at this URL: <https://echa.europa.eu/guidance-documents/guidance-on-reach>

### Compatible Parts



TE Part # 207299-3  
FLANGE PLUG MOUNT CPC



TE Part # CAT-AM71-C83998B  
CPC Cable Clamps





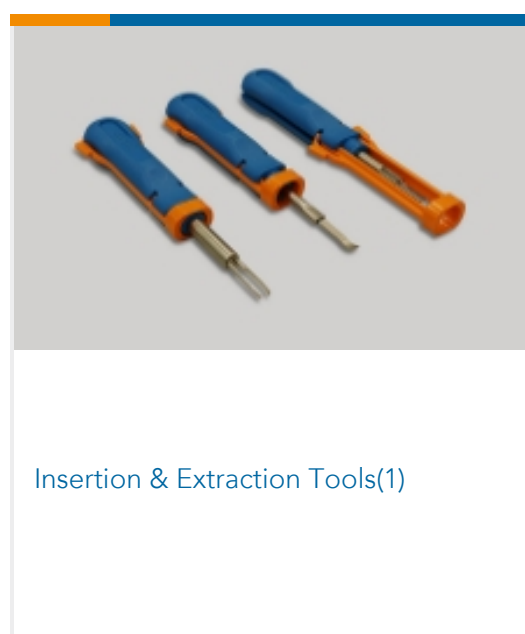







TE Part # 213810-1  
CPC COUPLING RING SIZE 17



TE Part # 205839-3  
CPC PLUG ASSEMBLY SIZE 17-28



Also in the Series | AMP CPC



Customers Also Bought



## Documents

### Product Drawings

#### CPC RECPT ASSEMBLY SIZE 17-28

English

### CAD Files

#### 3D PDF

3D

#### Customer View Model

[ENG\\_CVM\\_CVM\\_205840-3\\_P.2d\\_dxf.zip](#)

English

#### Customer View Model

[ENG\\_CVM\\_CVM\\_205840-3\\_P.3d\\_igs.zip](#)

English

#### Customer View Model

[ENG\\_CVM\\_CVM\\_205840-3\\_P.3d\\_stp.zip](#)

English

By downloading the CAD file I accept and agree to the [Terms and Conditions](#) of use.

### Datasheets & Catalog Pages

#### AMP Circular Connectors for Commercial Signal & Power Applications

English

### Product Specifications

#### Connector, Circular Plastic

English

#### Product Specification

English



### Product Specification

English

---

### Product Environmental Compliance

[MD\\_205840-3\\_04092014732\\_dmtec](#)

English

[MD\\_205840-3\\_04092014732\\_dmtec](#)

English

---

### Instruction Sheets

[Instruction Sheet \(U.S.\)](#)

English

---

### Agency Approvals

[UL Report](#)

English