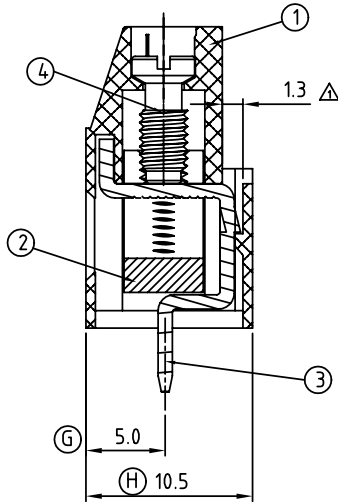
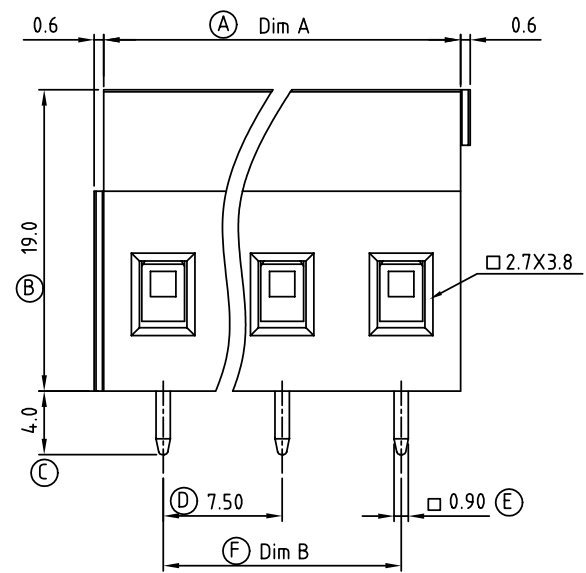
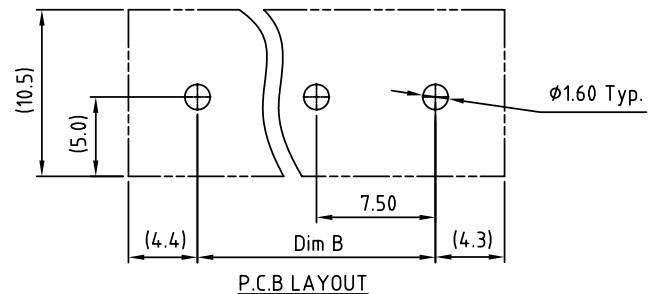


DIMENSION		Poles	Tolerance
Dim A	Nx7.5	2p-6p	±0.15
Dim B	(N-1)x7.5	7p-12p	±0.25
		13p-16p	±0.35

N=Number of contacts



N=Number of contacts



SIGN	DATE	DESCRIPTION	APPROVER
△	3/22'06	Hole size changed from 0.5mm to 1.3mm	Tony
△	01/12'07	Soldering temperature changed from 245° to 250°	Tason
△	01/12'07	Part NO is Changed	Tason
△	07/20'09	The shape of digging hole is Changed	Aaron
△	07/20'09	Operating temperature is Changed	Aaron
△	11/09'10	Add is " VDE "	Aaron

THIS IS CAD DRAWING, DO NOT REVISE MANUALLY!!!

- Material:
- Item 1 Terminal housing:Thermoplastic (UL 94V-0)
 - Item 2 Clamp: Brass Ni plated
 - Item 3 Wire guard solder pin:Brass Tin plated
 - Item 4 Terminal screw: Steel Zinc plating"-slot type

- △ Electrical cULus
- Voltage rating: 300VAC
 - Current rating: 20A
 - Wire range :
 - Solid wire(AWG): 12-30
 - Stranded wire(AWG): 12-30
 - Torque(Lb-In): 3.5
 - Screw: M3
 - Wire strip length: 6-7mm
 - Withstanding Voltage: 1.6KV
 - Operating temperature: -40°C to +115°C
 - Soldering temperature: 250°C±10°C/5 Sec
 - Safety Approval:

- VDE
- 750V
 - 24A
 - 0.2-2.5mm²
 - 0.5 N.m
 - 3KV



△ VJ xx 41 x 2 xxxx G

		RoHS
		Pb<40,000ppm
No. of poles end stackable design	0 Black (RAL9005)	0000:"@Logo (Standard)
	2 Red (RAL3001/D)	000A:"ANYTEK"Logo
02 2 CONTACTS	3 Orange(RAL2011/P)	Any special item by customer request,
03 3 CONTACTS	4 Yellow(RAL1018/A)	please contact sales department.
...	5 Green(RAL6018/T)	
16 16 CONTACTS	6 Blue (RAL5015/A)	
	8 Grey(RAL7035/D)	

ANYTEK				CUSTOMER COPY			
ALL RIGHTS RESERVED. REPRODUCTION OR ISSUE TO THIRD PARTIES IN ANY FORM WHATSOEVER IS NOT PERMITTED WITHOUT WRITTEN AUTHORITY FROM THE PROPRIETOR. PROPERTY OF ANYTEK TECHNOLOGY CO., LTD							
TITLE		VJ-7.5 Series 2P-16P Horizontal (180D wire inlet)-----Without cover					
PART NO.		VJxx41x2xxxxG		DWG NO.		8VJ0203	
APPROVED	CHECKED	DESIGNED	DRAWN	CUST NO.		Tolerance	
		Aaron 2010.11.09	Aaron 2009.09.02			X. ±0.50	
				SHEET: 01/01		UNIT: mm	
						SCALE: NONE	
						X.XX ±0.30	
						X.XX ±0.10	
						X° ±1°	