

Ratings

Voltage: 600 V
 Temperature: -40~105 °C
 Flammability: FT2

Conductor

Conductor count: 3
 Gauge: 26 AWG 0.13 mm²
 Material: tinned copper strands
 Strand size: $\varnothing 0.08 \times 26$
 Resistance at 20 °C: 150 Ω /km max

Insulator

Material: mPPE
 Color: red, black, white
 Diameter: $\varnothing 1 \pm 0.10$ mm
 Average thickness: 0.25 mm
 Minimum thickness: 0.2 mm
 Resistance at 20 °C: 100 M Ω /km min

Shield

Type: foil
 Material: aluminum mylar
 Coverage: 100%

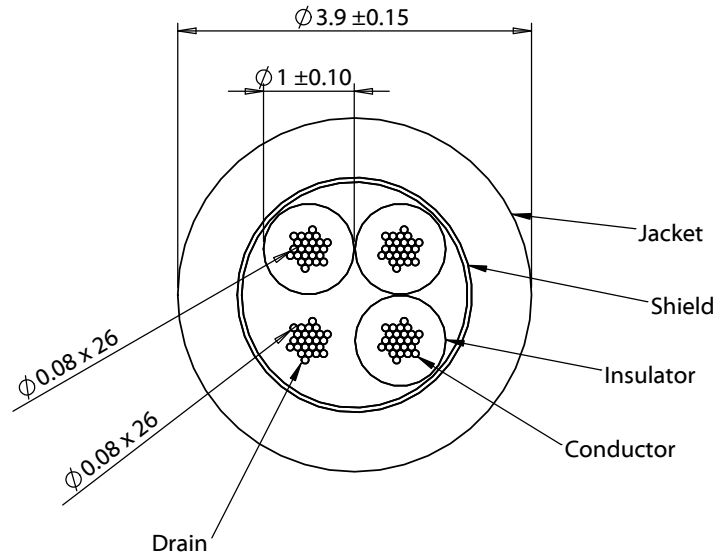

Outer jacket


Material: mPPE, 85A
 Color: black
 Diameter: $\varnothing 3.9 \pm 0.15$ mm
 Average thickness: 0.82 mm
 Minimum thickness: 0.57 mm

Wire marking: E339579 UL AWM STYLE 21509 26 AWG 105°C
 600V --- cUL AWM I A 105°C 600V FT2 TENSILITY

Bend radius

Minimum: 6 times diameter (23.4 mm)



Revision:	Date:	Description:	Prepared:	Notes:	<h1>TENSILITY</h1> <p>tel 1.541.323.3228 800 877.670.7118 fax 1.541.323.4202 web tensility.com</p>
A	4/20/2020	Initial release	JC <small>Digitally signed by JC Date: 2020.04.21 08:49:57 -07'00'</small>	RoHS compliant	
			Verified:	Phthalate and halogen free	Size: Part number: A 30-01426
			AW <small>Digitally signed by AW Date: 2020.04.21 16:47:38 -07'00'</small>	Description:	
			Dimensions are in millimeters. Tolerances: X: ± 0.5 mm X.X: ± 0.3 mm X.XX: ± 0.05 mm	Wire, 3C TS, 26 AWG, 21509, 600V, 105C, 3.9 mm, shielded, FT2, mPPE	Scale: 12:1
					 Sheet 1 of 1

5

4

3

2

1