

NOTES:

1. MATERIALS AND FINISHES:

- BODY - BRASS, BLACK CHROME PLATED
- CRIMP BODY - BRASS, NICKEL PLATED
- CONTACT - PHOSPHOR BRONZE, GOLD PLATED (.000030" THICK MIN)
- BULLET CONTACT - BRASS, GOLD PLATED
- CRIMP FERRULE - ANNEALED COPPER, NICKEL PLATED
- INSULATOR - PTFE
- O-RING & GASKET - SILICONE

2. ELECTRICAL:

- A. FREQUENCY RANGE = DC TO 3.0 GHz
- B. V.S.W.R. (RETURN LOSS) = 1.250 MAX. (-19.1 dB)

3. MECHANICAL:

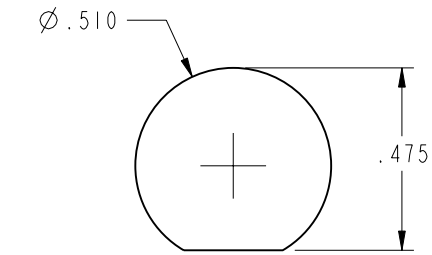
- A. WATER PROTECTION IN UNMATED CONDITION PER IEC 529, IP67
- B. CONTINUOUS OPERATING TEMPERATURE: -40°C TO +85°C
- C. INTERFACE MEETS THE REQUIREMENTS OF MIL-STD-348, BNC SERIES

4. CABLE ASSEMBLY INSTRUCTIONS:

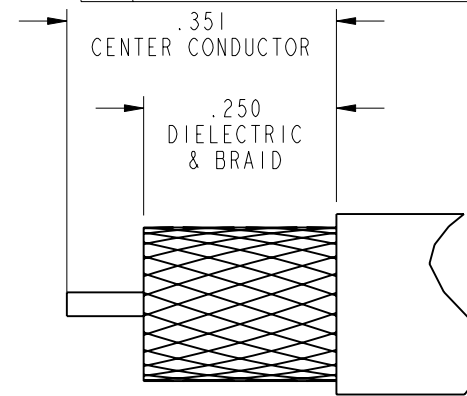
- A. TRIM CABLE AS SHOWN.
- B. SLIDE FERRULE OVER PREPARED CABLE.
- C. SOLDER CONTACT TO CENTER CONDUCTOR.
- D. SLIDE PREPARED CABLE END INTO THE CABLE ENTRY.
- E. CRIMP BODY USING A .178 HEX DIE.

5. INDICATES CABLE ENTRY DIMENSIONS.

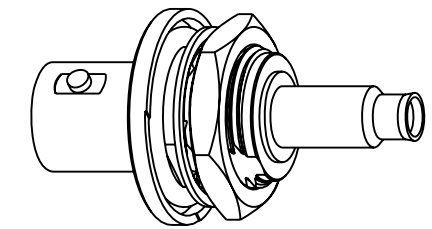
31-6231		REVISIONS			
DRAWING NO.	REV	DESCRIPTION	DATE	ECO	APPR
THIRD ANGLE PROJ.	A	RELEASE TO MFG	11/8/04	45240	MAH
	B	ADDED RG-316 CABLE, BODY PLATING WAS NICKEL	5/16/06	45644	MAH



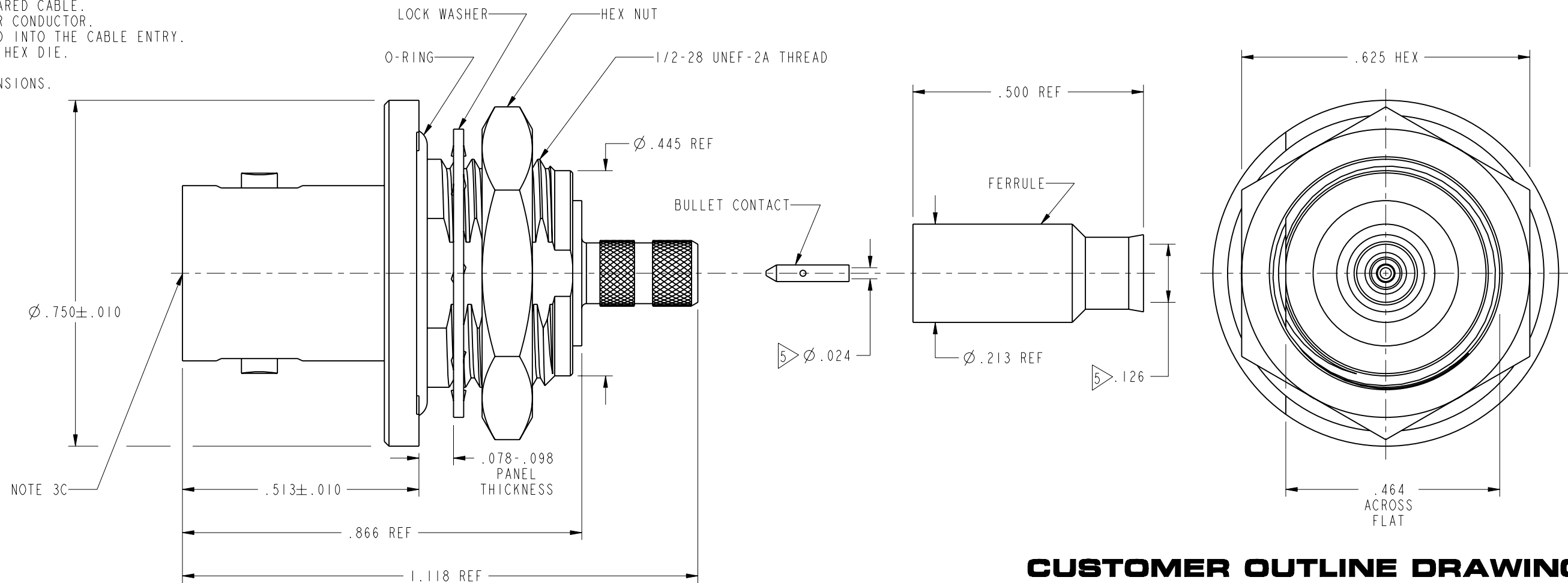
SUGGESTED MOUNTING HOLE
SCALE 2.000



SCALE 4.000
RECOMMENDED TRIM DIMENSIONS



SCALE 1.500



CUSTOMER OUTLINE DRAWING
ALL OTHER SHEETS ARE FOR INTERNAL USE ONLY

UNLESS OTHERWISE SPECIFIED, DIMENSIONS ARE IN INCHES AND TOLERANCES ARE: 2 PLACE DECIMAL ±.015 (0,381 mm) 3 PLACE DECIMAL ±.005 (0,127 mm) ANGLES ± 1°	MATERIAL	DRAWN M. HOYACK	DATE 10-Oct-04	TITLE BNC JACK, BULKHEAD FRONT MOUNT, SEALED FOR RD-316 AND RG-316 CABLE		Amphenol RF Danbury, CT, USA Tainan, Taiwan Shenzhen, China www.amphenolrf.com		
	REFERENCE	ENGINEER M. HOYACK	DATE 19-Oct-04					
NOTICE - These drawings, specifications, or other data (1) are, and remain the property of Amphenol Corp. (2) must be returned upon request; and (3) are confidential and not to be disclosed to any person other than those to whom they are given by Amphenol Corp. The furnishing of these drawings, specifications, or other data by Amphenol Corp., or to any other person to anyone for any purpose is not to be regarded by implication or otherwise in any manner licensing, granting rights or permitting such holder or any other person to manufacture, use or sell any product, process or design, patented or otherwise, that may in any way be related to or disclosed by said drawings, specifications, or other data.	EAR# 1380 GEN# 611X-4158-100 611X-4191-200	APPROVED B.C. GLEISSNER	DATE 11/8/04	CODE ID 74868	DWG SIZE B	DRAWING NO. 31-6231	SCALE: 4.0:1	SHEET 2 OF 2
			CAD FILE I:\TNC\31-6231					