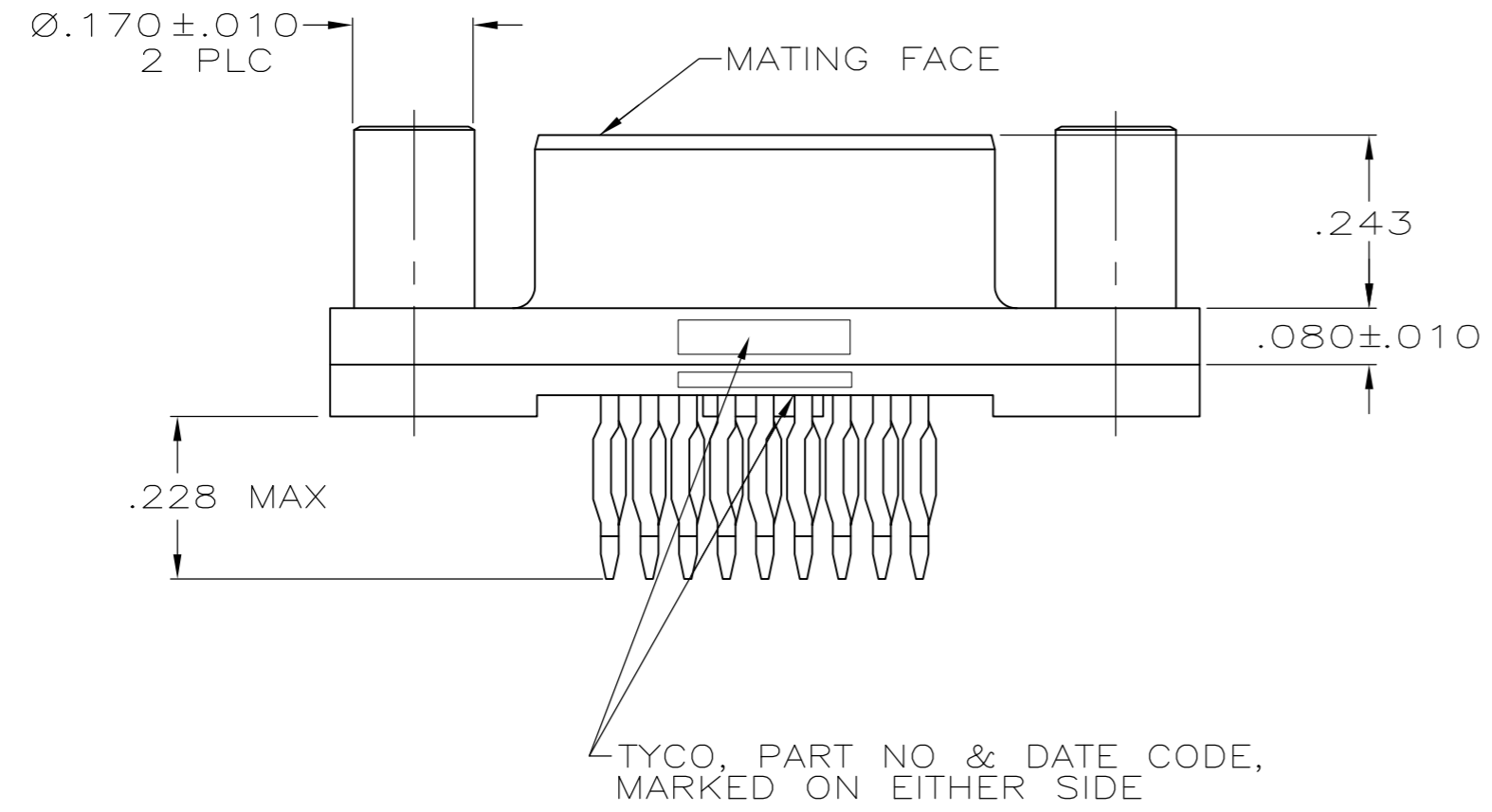
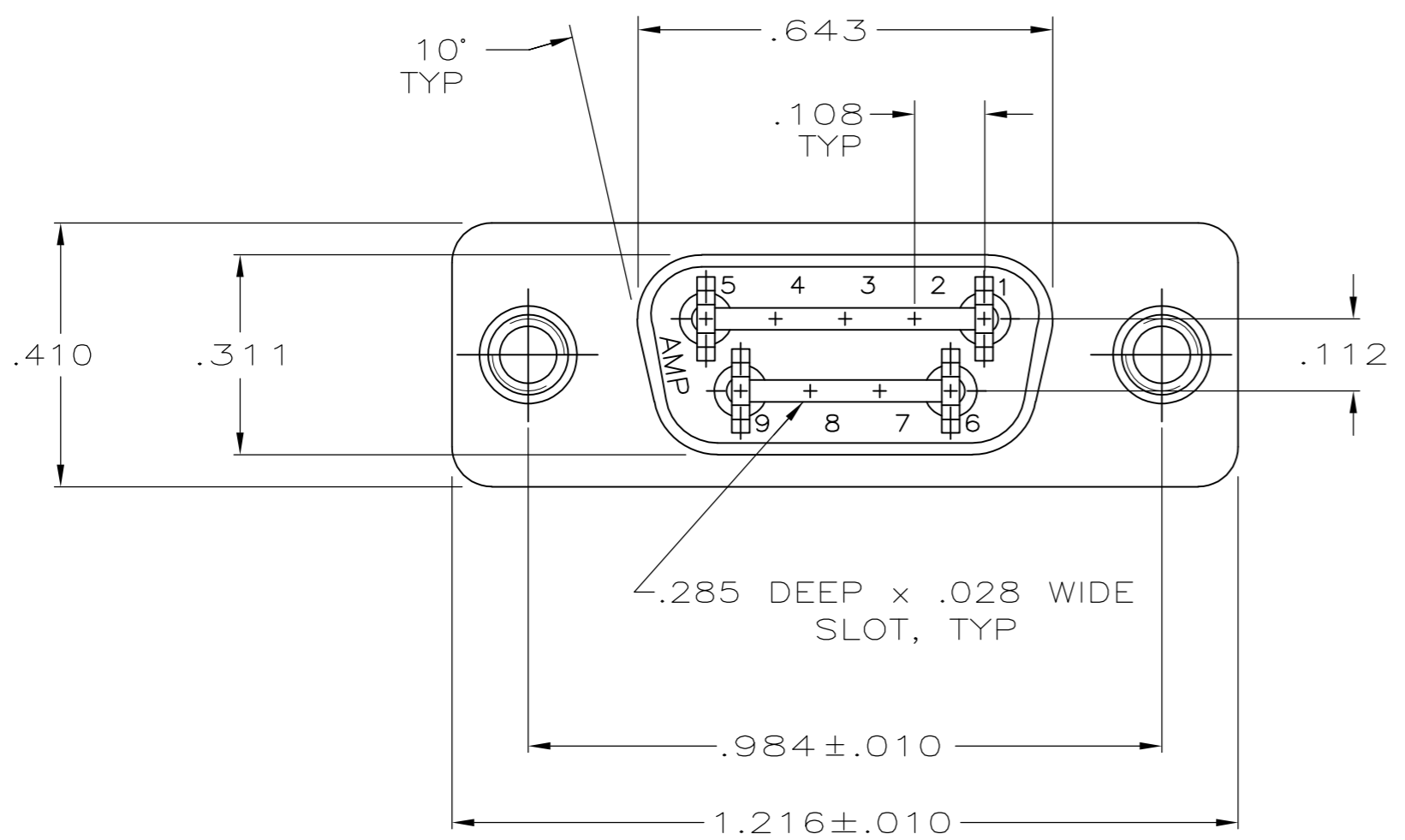
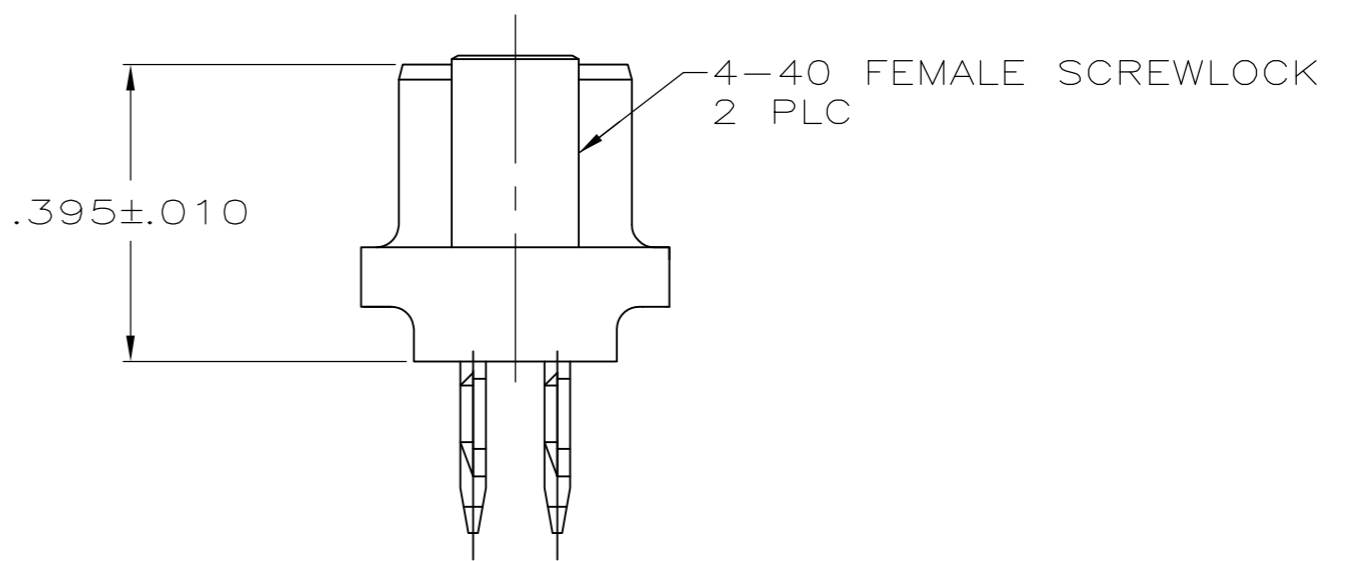


LOC		DIST		REVISIONS					
GP		00		P	LTR	DESCRIPTION	DATE	OWN	APVD
				C		REVISED PER ECO-12-000090	25JAN2012	CJV	SLB



- 1 FOR USE WITH .093 MINIMUM THICK PRINTED CIRCUIT BOARD. REFER TO APPLICATION SPECIFICATION FOR PRINTED CIRCUIT BOARD LAYOUT DIMENSIONS AND FINISH RECOMMENDATIONS.
- 2 HOUSING: FLAME RETARDANT 94V-0 RATED THERMOPLASTIC, COLOR BLACK
CONTACTS: COPPER-NICKEL ALLOY.
SCREW LOCKS: BRASS.
- 3 SCREW LOCKS: .000050 MIN NICKEL PLATE OVER COPPER FLASH.
- 4 CONTACTS:
0.76 MICROMETERS [.000030]MIN GOLD IN MATING AREA.
2.54 MICROMETERS [.000100]MIN TIN ON COMPLIANT PIN.
ALL OVER 1.27 MICROMETERS [.000050]MIN NICKEL.
OR
GOLD FLASH OVER PALLADIUM NICKEL.
0.76 MICROMETERS [.000030]MIN TOTAL IN MATING AREA.
2.54 MICROMETERS [.000100]MIN TIN ON COMPLIANT PIN.
ALL OVER 1.27 MICROMETERS [.000050]MIN NICKEL.



**COPYRIGHT 2005
 TYCO ELECTRONICS CORP
 ALL RIGHTS RESERVED**

5745454-2
 PART NO

THIS DRAWING IS A CONTROLLED DOCUMENT.		DWN G. ATTADIA - DOCK5 02-16-05	TE Connectivity
DIMENSIONS: INCHES		CHK S. BOLASH 02-16-05	
TOLERANCES UNLESS OTHERWISE SPECIFIED:		APVD M. WALMSLEY 02-16-05	NAME RECEPTACLE ASSEMBLY, SIZE 1, 9 POSITION, AMPLIMITE HDP, LOW PROFILE, W/ ACTION PIN CONT & FEMALE SCREWLOCKS
0 PLC ± - 1 PLC ± - 2 PLC ± - 3 PLC ± .005 4 PLC ± - ANGLES ± 2°		PRODUCT SPEC 108-40014	SIZE A2
MATERIAL		APPLICATION SPEC 114-40026 1	CAGE CODE 00779
FINISH		WEIGHT -	DRAWING NO 5745454
2 3 4		CUSTOMER DRAWING	
		SCALE 4:1	SHEET 1 of 1
		REV C	