

5-826925-0 ✓ ACTIVE

AMPMODU | AMPMODU Headers

TE Internal #: 5-826925-0

PCB Mount Header, Vertical, Board-to-Board, 100 Position, 2.54 mm [.1 in] Centerline, Breakaway, Tin, Through Hole - Solder, Signal, AMPMODU Headers

[View on TE.com >](#)



Connectors > PCB Connectors > PCB Headers & Receptacles



PCB Connector Assembly Type: **PCB Mount Header**

PCB Mount Orientation: **Vertical**

Connector System: **Board-to-Board**

Number of Positions: **100**

Number of Rows: **2**

Features

Product Type Features

PCB Connector Assembly Type	PCB Mount Header
Connector System	Board-to-Board
Header Type	Breakaway
Sealable	No
Connector & Contact Terminates To	Printed Circuit Board

Configuration Features

Connector Contact Load Condition	Fully Loaded
PCB Mount Orientation	Vertical
Number of Positions	100
Number of Rows	2
Board-to-Board Configuration	Parallel

Electrical Characteristics

Insulation Resistance	5000 MΩ
Dielectric Withstanding Voltage (Max)	750 Vrms

Body Features

Primary Product Color	Green
-----------------------	-------

Contact Features

Mating Square Post Dimension	.63 mm[.025 in]
------------------------------	-----------------



PCB Contact Termination Area Plating Material Thickness	2 μ m
Contact Shape & Form	Square
Contact Underplating Material	Nickel
PCB Contact Termination Area Plating Material	Tin
Contact Base Material	Phosphor Bronze
Contact Mating Area Plating Material	Tin
Contact Mating Area Plating Material Thickness	3 μ m[118.11 μ in]
Contact Type	Pin
Contact Current Rating (Max)	5 A

Termination Features

Square Termination Post & Tail Dimension	.63 mm[.025 in]
Termination Post & Tail Length	3.2 mm[.126 in]
Termination Method to Printed Circuit Board	Through Hole - Solder

Mechanical Attachment

Mating Alignment	Without
PCB Mount Retention	Without
PCB Mount Alignment	Without
Connector Mounting Type	Board Mount

Housing Features

Centerline (Pitch)	2.54 mm[.1 in]
Housing Material	PBT

Dimensions

Row-to-Row Spacing	2.54 mm[.1 in]
PCB Thickness (Recommended)	1.57 mm[.062 in]

Usage Conditions

Housing Temperature Rating	Standard
Operating Temperature Range	-65 – 105 $^{\circ}$ C[-85 – 221 $^{\circ}$ F]

Operation/Application

Circuit Application	Signal
---------------------	--------

Industry Standards

UL Flammability Rating	UL 94V-0
------------------------	----------

Packaging Features

Packaging Quantity	150
Packaging Type	Box, Carton

Product Compliance

[For compliance documentation, visit the product page on TE.com>](#)

EU RoHS Directive 2011/65/EU	Compliant
EU ELV Directive 2000/53/EC	Compliant
China RoHS 2 Directive MIIT Order No 32, 2016	No Restricted Materials Above Threshold
EU REACH Regulation (EC) No. 1907/2006	Current ECHA Candidate List: JUNE 2023 (235) Candidate List Declared Against: JUNE 2023 (235) Does not contain REACH SVHC
Halogen Content	Not Low Halogen - contains Br or Cl > 900 ppm.
Solder Process Capability	Wave solder capable to 265°C


Product Compliance Disclaimer

This information is provided based on reasonable inquiry of our suppliers and represents our current actual knowledge based on the information they provided. This information is subject to change. The part numbers that TE has identified as EU RoHS compliant have a maximum concentration of 0.1% by weight in homogenous materials for lead, hexavalent chromium, mercury, PBB, PBDE, DBP, BBP, DEHP, DIBP, and 0.01% for cadmium, or qualify for an exemption to these limits as defined in the Annexes of Directive 2011/65/EU (RoHS2). Finished electrical and electronic equipment products will be CE marked as required by Directive 2011/65/EU. Components may not be CE marked. Additionally, the part numbers that TE has identified as EU ELV compliant have a maximum concentration of 0.1% by weight in homogenous materials for lead, hexavalent chromium, and mercury, and 0.01% for cadmium, or qualify for an exemption to these limits as defined in the Annexes of Directive 2000/53/EC (ELV). Regarding the REACH Regulation, the information TE provides on SVHC in articles for this part number is based on the latest European Chemicals Agency (ECHA) 'Guidance on requirements for substances in articles' posted at this URL: <https://echa.europa.eu/guidance-documents/guidance-on-reach>


Compatible Parts




Also in the Series | [AMPMODU Headers](#)




PCB Connector Mounting(1)



PCB Connector Shrouds(1)



PCB Headers & Receptacles(4875)



PCB Latches, Locks & Retainers(1)



Wire-to-Board Connector Assemblies & Housings(5)



Wire-to-Board Connector Contacts(65)


Customers Also Bought



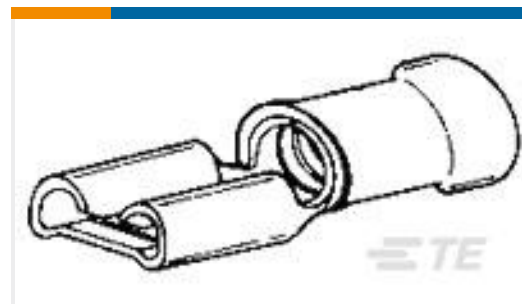
TE Part #487545-9
012 HOUSING FFC RCPT 050CL SR



TE Part #5-825457-0
MOD 2 PIN HEADER



TE Part #5-826632-0
AMPMODU II PIN HEADER 50P



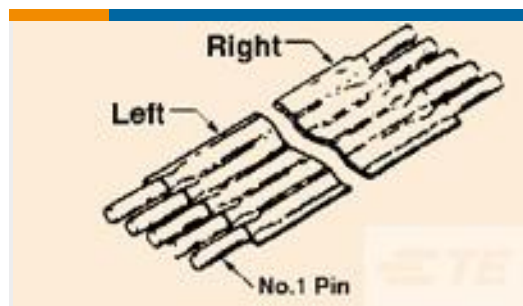
TE Part #140805-2
TERMINAL REC FASTON PIDG 5



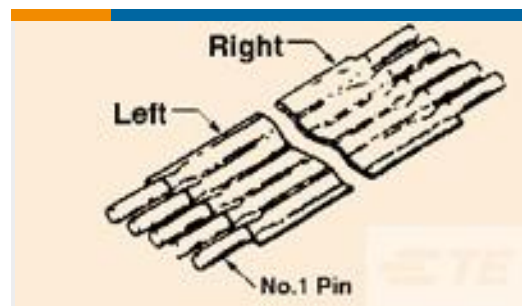
TE Part #794406-1
MINI UMNL CONT 20-16AWG SN



TE Part #5-826634-0
MOD2 PIN HEADER 50P



TE Part #7-6474640-3
FSN-21A



TE Part #7-6474640-6
FSN-23A



TE Part #2-6437158-6
FSN-12A

Documents



CAD Files

3D PDF

English

Customer View Model

[ENG_CVM_5-826925-0_O.2d_dxf.zip](#)

English

Customer View Model

[ENG_CVM_5-826925-0_O.3d_igs.zip](#)

English

Customer View Model

[ENG_CVM_5-826925-0_O.3d_stp.zip](#)

English

3D PDF

3D

Customer View Model

[ENG_CVM_CVM_5-826925-0_L.2d_dxf.zip](#)

English

Customer View Model

[ENG_CVM_CVM_5-826925-0_L.3d_igs.zip](#)

English

Customer View Model

[ENG_CVM_CVM_5-826925-0_L.3d_stp.zip](#)

English

By downloading the CAD file I accept and agree to the [Terms and Conditions](#) of use.

Agency Approvals

UL Report

English