

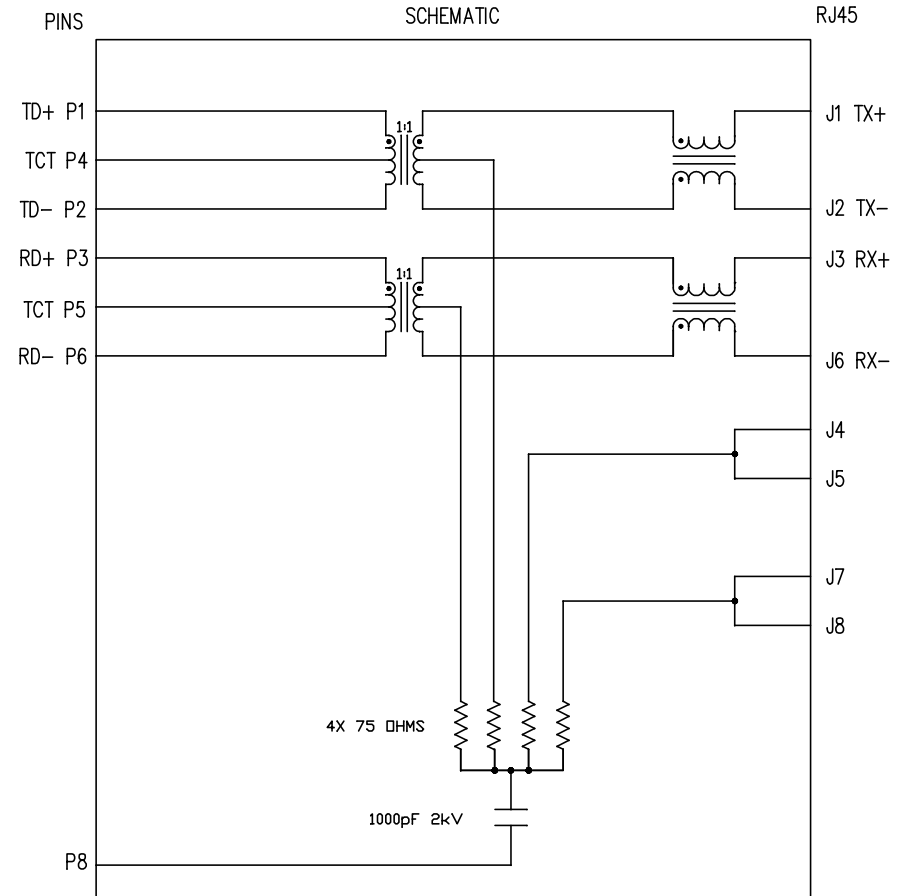
THE INFORMATION CONTAINED HEREIN IS CONSIDERED "PROPRIETARY" TO BEL FUSE INC. AND SHALL NOT BE COPIED, REPRODUCED OR DISCLOSED WITHOUT THE WRITTEN APPROVAL OF BEL FUSE INC.

RoHS
2002/95/EC



ELECTRICAL CHARACTERISTICS @ 25° C

- 1.0 TURNS RATIO: (P3-P5-P6) : (J3-J6) : 1CT : 1CT ± 3%
(P1-P4-P2) : (J1-J2) : 1CT : 1CT ± 3%
- 2.0 INDUCTANCE: (P1-P2) : 350uH MIN. @ 0.1V, 100KHz, 8mA DC Bias
(P3-P6) : 350uH MIN. @ 0.1V, 100KHz, 8mA DC Bias
- 3.0 LEAKAGE INDUCTANCE: P6-P3 (WITH J6 AND J3 SHORT) : 0.3uH MAX. @ 1MHz
P2-P1 (WITH J2 AND J1 SHORT) : 0.3uH MAX. @ 1MHz
- 4.0 INTERWINDING CAPACITANCE: (P6,P5,P3) TO (J6,J3) : 30pf MAX @ 1MHz
(P2,P4,P1) TO (J2,J1) : 30pf MAX. @ 1MHz
- 5.0 DC RESISTANCE: (J6-J3)=(J2-J1) : 1.2 ohms Max.
- RECEIVE
- 6.0 RETURN LOSS: (P6-P4)=100 OHMS AND (P1-P2)=100 OHM REF.
1MHz TO 30MHz : 18dB MIN.
60MHz TO 80MHz : 12dB MIN.
- NOTE: 100 OHMS CONNECTED TO (J2-J1) OR (J6-J3).
- 7.0 DIELECTRIC WITHSTAND: (J1, J2) TO (P1, P2) : 1500 Vrms
(J3, J6) TO (P3, P6) : 1500 Vrms
- 8.0 INSERTION LOSS: RS=RL=100 ohms : 1.1 dB TYP
100KHz TO 100MHz
- 9.0 RISE TIME: RS=100 OHMS AND RL = 100 OHMS : 3.0 nS MAX
OUTPUT VOLTAGE = 1 V peak : 3.0 nS MAX
PULSE WIDTH= 112nS
- 10.0 CROSS TALK: 1MHz TO 100MHz : 40 dB TYP
- 11.0 COMMON TO COMMON MODE ATTENUATION: 30MHz TO 100MHz : 35dB TYP
- 12.0 OPERATING TEMPERATURE : 0° C TO 70° C



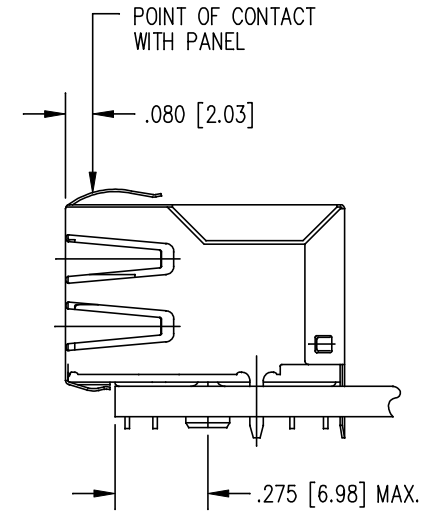
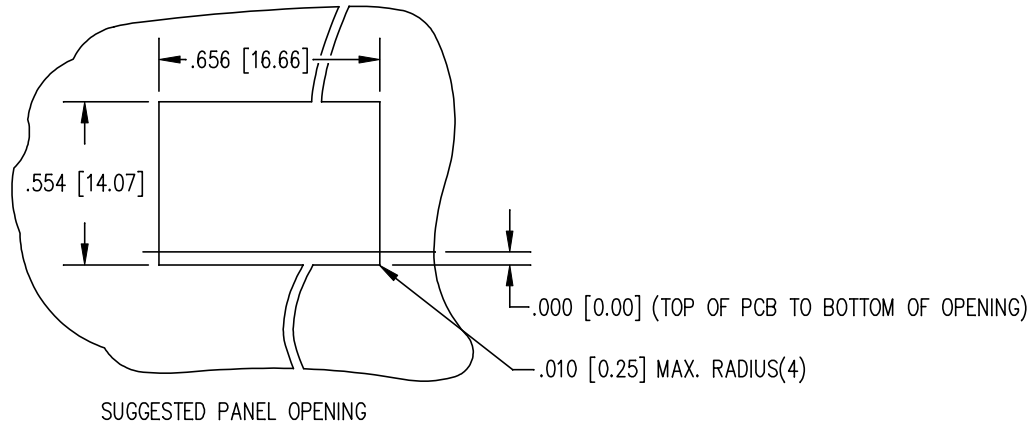
NOTES

- 1.0 PINS WITHOUT ELECTRICAL CONNECTION ARE OMITTED.

ORIGINATED BY Zeng Xiao Chun	DATE 07-04-2011	TITLE MagJack® 10/100BT TAB DOWN SHIELDED PATENTED	PART NO. / DRAWING NO. SI-60116-F	STANDARD DIM.		[] METRIC DIM. AS REFERENCE		
				TOL. IN INCH		UNIT : INCH [mm]	REV. : A0	
DRAWN BY Zhang Ru Sheng	DATE 07-04-2011		FILE NAME SI-60116-F.DWG	.X		SCALE : N/A	SIZE : A4	
				.XX				
				.XXX	±0.005		PAGE : 2	

THE INFORMATION CONTAINED HEREIN IS CONSIDERED "PROPRIETARY" TO BEL FUSE INC. AND SHALL NOT BE COPIED, REPRODUCED OR DISCLOSED WITHOUT THE WRITTEN APPROVAL OF BEL FUSE INC.

RoHS
2002/95/EC



1. THE SUGGESTED PANEL OPENING IS INTENDED TO GIVE THE USER THE ABILITY TO HAVE REASONABLE JACK / PANEL CLEARANCES YET MAINTAIN RELIABLE GROUNDING CAPABILITY.
2. ALL TOLERANCES NOT OTHERWISE SPECIFIED TO BE ± 0.005 [0.13]

ORIGINATED BY	DATE	TITLE	PART NO. / DRAWING NO.	STANDARD DIM. TOL. IN INCH	[] METRIC DIM. AS REFERENCE	
Zeng Xiao Chun	07-04-2011	MagJack® 10/100BT TAB DOWN SHIELDED PATENTED	SI-60116-F	.X	UNIT : INCH [mm]	REV. : A0
DRAWN BY	DATE		FILE NAME	.XX	SCALE : N/A	SIZE : A4
Zhang Ru Sheng	07-04-2011		SI-60116-F.DWG	.XXX	±0.005	PAGE : 4

