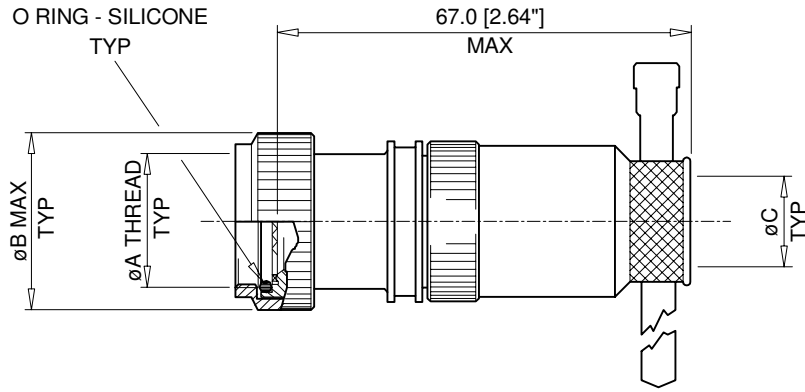
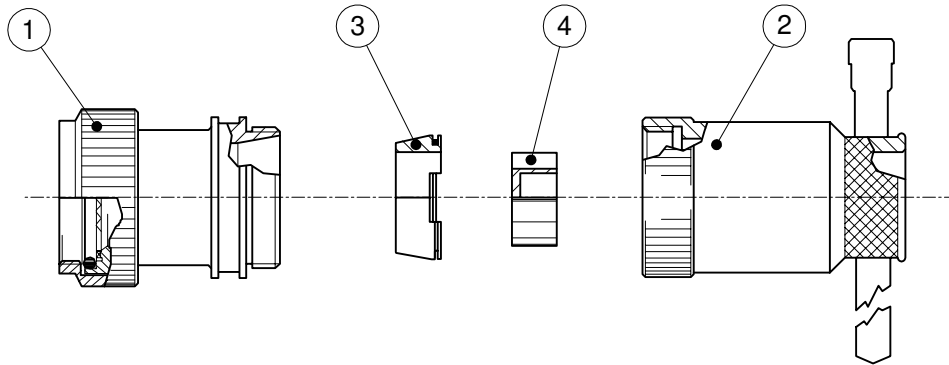


SPECIFICATION CONTROL DRAWING

REV: B	DATE: AUG 17, 2006
-----------	-----------------------



STRAIGHT ADAPTOR
-00



© 2006 Tyco Electronics Corporation. All rights reserved.

<p>Wire and Harnessing Products</p>		Raychem Wire and Harnessing Products 300 Constitution Drive Menlo Park, CA 94025 USA	TITLE: HEXASHIELD ADAPTOR FOR CODE 40 CONNECTORS- EXTENDED BODY AND BANDSTRAP CLAMPING NUT				
UNLESS OTHERWISE SPECIFIED DIMENSIONS ARE IN MILLIMETERS. INCH DIMENSIONS ARE SHOWN IN BRACKETS		This drawing and the information set forth hereon is the property of Tyco Electronics and is to be held in trust and confidence. Publication, duplication, disclosure or use for any other purpose not expressly authorized in writing by Tyco Electronics is prohibited.		DOCUMENT NO. HEX40L-AY-00-YY-AYY-3-YY			
DRAWN: CRJ	DATE: MAR 00	Tyco Electronics reserves the right to amend this drawing at any time. Users should evaluate the suitability of the product for their application.		FILE-UK: Hex40L-3scd-us	File & DCR# D060248	SCALE: NONE	SHEET: 1 OF 4

If this document is printed it becomes uncontrolled. Check for the latest revision.

SPECIFICATION CONTROL DRAWING

REV: B	DATE: AUG 17, 2006
-----------	-----------------------

KIT DESCRIPTION

ITEM	DESCRIPTION	MATERIAL
1	BODY ASSEMBLY	ALUMINIUM ALLOY
2	CLAMPING NUT ASSEMBLY – BANDSTRAP	ALUMINIUM ALLOY/STAINLESS STEEL
3	CONIC RING	ALUMINIUM ALLOY
4	STAR	ALUMINIUM ALLOY

TABLE OF DIMENSIONS

Order Number	Shell Size		ØA Thread Class 6H	ØB Max	ØC ±0.10 [±.004"]	Ferrule Quantity	
	Mil.	Com.				Std.	Opt.
09	A	09	M12 x 1	19.0 [0.75"]	8.00 [0.315"]	1	-
11	B	11	M15 x 1	22.0 [0.87"]	13.50 [0.531"]	2	-
13	C	13	M18 x 1	25.5 [1.00"]	15.00 [0.591"]	3	-
15	D	15	M22 x 1	30.5 [1.20"]	18.00 [0.709"]	5	-
17	E	17	M25 x 1	33.5 [1.32"]	21.00 [0.827"]	6	7
19	F	19	M28 x 1	37.0 [1.46"]	24.00 [0.945"]	7	-
21	G	21	M31 x 1	38.5 [1.52"]	27.00 [1.063"]	9	11
23	H	23	M34 x 1	42.0 [1.65"]	30.00 [1.181"]	10	13
25	J	25	M37 x 1	46.5 [1.83"]	33.00 [1.299"]	12	17

 Wire and Harnessing Products		Raychem Wire and Harnessing Products 300 Constitution Drive Menlo Park, CA 94025 USA	TITLE: HEXASHIELD ADAPTOR FOR CODE 40 CONNECTORS- EXTENDED BODY AND BANDSTRAP CLAMPING NUT				
UNLESS OTHERWISE SPECIFIED DIMENSIONS ARE IN MILLIMETERS. INCH DIMENSIONS ARE SHOWN IN BRACKETS		This drawing and the information set forth hereon is the property of Tyco Electronics and is to be held in trust and confidence. Publication, duplication, disclosure or use for any other purpose not expressly authorized in writing by Tyco Electronics is prohibited.		DOCUMENT NO. HEX40L-AY-00-YY-AYY-3-YY			
DRAWN: CRJ	DATE: MAR 00	Tyco Electronics reserves the right to amend this drawing at any time. Users should evaluate the suitability of the product for their application.		FILE-UK: Hex40L-3scd-us	File & DCR# D060248	SCALE: NONE	SHEET: 2 OF 4

If this document is printed it becomes uncontrolled. Check for the latest revision.

SPECIFICATION CONTROL DRAWING

REV: B	DATE: AUG 17, 2006
-----------	-----------------------

PART NUMBERING

HEX40 L - A B - 00 - 21 - A9 - 3 - DS

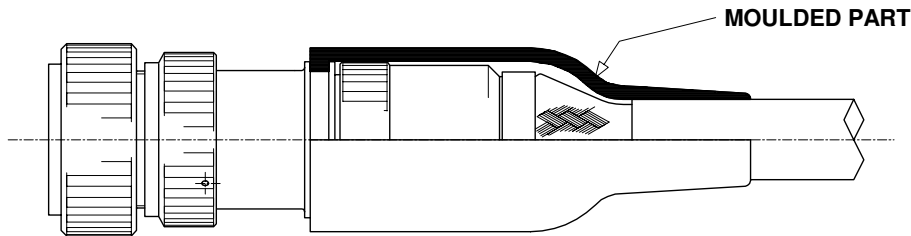
- CONNECTOR CODE NUMBER _____
HEX40 = MIL-C-38999 SERIES III AND IV
- MATERIAL CODE: _____
L = EXTENDED BODY
- MATERIAL CODE: _____
A = ALUMINIUM ALLOY
- PLATING CODE: _____
B = CADMIUM OLIVE DRAB TO QQ-P416
C = ELECTROLESS NICKEL TO MIL-C-26074
- BODY STYLE _____
00 = STRAIGHT
- ORDER NUMBER _____
- FERRULE QUANTITY CODE _____
- 3 = BANDSTRAP CLAMPING NUT
- DS = DRILLED STAR - OPTIONAL - SEE NOTE 2

APPLICATION

- These adaptors are designed to be mounted on the following connectors:

MIL-C-38999 Series III and IV

- They are qualified to the Raychem specification RB-114, when installed on metallic Mil-Specification circular connectors only.
- They are designed primarily for open wire bundle installation having an overall braid, but are also designed to accept Raychem heat shrink moulded parts where strain relief is required – see illustration.



- Use in conjunction with the ferrules HET-A-0XX, which are purchased separately. Refer to HET-A-0XX S.C.D. for relevant selection details.

INSTALLATION

- See Installation Procedure RPIP-696-04.

PACKAGING

- All components are supplied in a plastic bag.

<p>Wire and Harnessing Products</p>		Raychem Wire and Harnessing Products 300 Constitution Drive Menlo Park, CA 94025 USA	TITLE: HEXASHIELD ADAPTOR FOR CODE 40 CONNECTORS- EXTENDED BODY AND BANDSTRAP CLAMPING NUT				
UNLESS OTHERWISE SPECIFIED DIMENSIONS ARE IN MILLIMETERS. INCH DIMENSIONS ARE SHOWN IN BRACKETS		This drawing and the information set forth hereon is the property of Tyco Electronics and is to be held in trust and confidence. Publication, duplication, disclosure or use for any other purpose not expressly authorized in writing by Tyco Electronics is prohibited.		DOCUMENT NO. HEX40L-AY-00-YY-AYY-3-YY			
DRAWN: CRJ	DATE: MAR 00	Tyco Electronics reserves the right to amend this drawing at any time. Users should evaluate the suitability of the product for their application.		FILE-UK: Hex40L-3scd-us	File & DCR# D060248	SCALE: NONE	SHEET: 3 OF 4

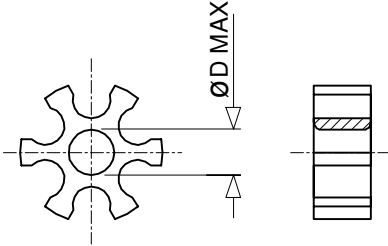
If this document is printed it becomes uncontrolled. Check for the latest revision.

SPECIFICATION CONTROL DRAWING

REV: B	DATE: AUG 17, 2006
-----------	-----------------------

NOTES!

1. Item 4 - Star - is **not** supplied with Hexashield Order Number 09.
2. The DS option, illustrated below, is for a Drilled Star that is available on sizes 15 to 25 only. This option is to allow unshielded wires to pass through the assembly.

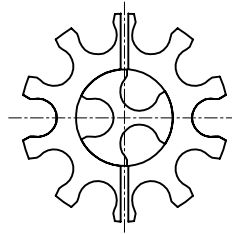


STAR SIZE	15	17	19	21	23	25
ØD MAX	3.0 [0.12"]	6.0 [0.24"]	9.0 [0.35"]	12.0 [0.47"]	15.0 [0.59"]	18.0 [0.71"]

3. Where the ferrule quantities required are standard, the item 4 - Star - is also standard.
If the optional quantity is selected then 2 items 4 will be supplied - one "split" and the other one standard.
See below for illustration.

EXAMPLE: FERRULE QUANTITY CODE -A13

-A13 = -A10 SPLIT STAR + -A3 STANDARD STAR



4. Assembly is to be permanently marked with Code Identity Number and Part Number.
(e.g. 06090 HEX40L-AB-00-21-A9-3)

<p>Wire and Harnessing Products</p>		<p style="text-align: center;">Raychem Wire and Harnessing Products 300 Constitution Drive Menlo Park, CA 94025 USA</p>	<p>TITLE: HEXASHIELD ADAPTOR FOR CODE 40 CONNECTORS- EXTENDED BODY AND BANDSTRAP CLAMPING NUT</p>				
<p>UNLESS OTHERWISE SPECIFIED DIMENSIONS ARE IN MILLIMETERS. INCH DIMENSIONS ARE SHOWN IN BRACKETS</p>		<p>This drawing and the information set forth hereon is the property of Tyco Electronics and is to be held in trust and confidence. Publication, duplication, disclosure or use for any other purpose not expressly authorized in writing by Tyco Electronics is prohibited.</p>		<p>DOCUMENT NO. HEX40L-AY-00-YY-AYY-3-YY</p>			
<p>DRAWN: CRJ</p>	<p>DATE: MAR 00</p>	<p>Tyco Electronics reserves the right to amend this drawing at any time. Users should evaluate the suitability of the product for their application.</p>		<p>FILE-UK: Hex40L-3scd-us</p>	<p>File & DCR# D060248</p>	<p>SCALE: NONE</p>	<p>SHEET: 4 OF 4</p>

If this document is printed it becomes uncontrolled. Check for the latest revision.