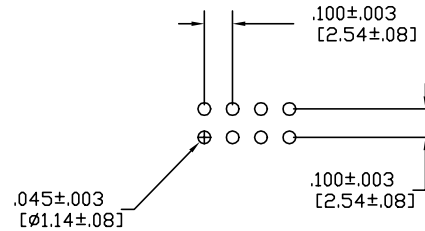
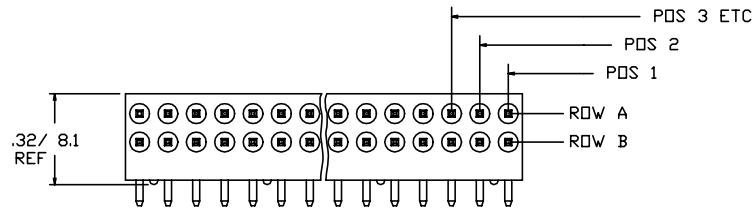
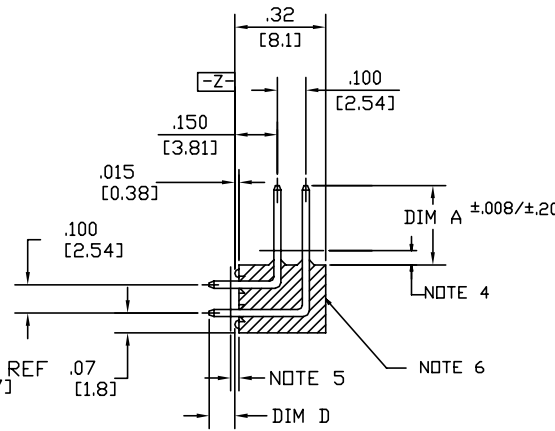
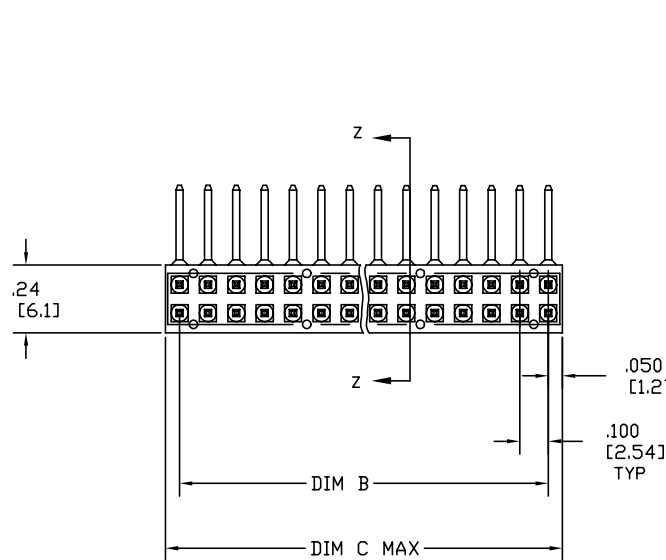


PRODUCT NO.
SEE TABLE



RECOMMENDED HOLE PATTERN

- NOTES:
1. TERMINAL MAT'L: 3/4 HARD PHOS BRONZE ALLOY, UNS-C51000.
 2. TERMINAL PLATING: SEE CHART OPTIONS ARE, .15u"/.38u, .30u"/.076u OR 50u/1.27u Au OVER 30uNi; OR 150u"/3.81u 93/7 SnPb.
 3. MOLDING MAT'L OPTIONS (SEE CHART FOR DISTINCTIONS); 20% MIN GLASS FILLED POLYESTER, FLAME RETARDANT PER UL-94 V-0, COLOR-BLACK OR 20% MIN GLASS FILLED NYLON, FLAME RETARDANT PER UL94V-0, COLOR BLACK. THIS PRODUCT WILL WITHSTAND EXPOSURE TO 260°C TEMPERATURE FOR 15 SECONDS IN A WAVE SOLDER APPLICATION WITH A .06 [1.5mm] THICK PCB.
 4. .05/1.27 MAX HIGH FLASH.
 5. .03/.76 MAX FLASH
 6. FCI LOGO AND PART NO ON THIS SURFACE WHEN POSSIBLE.
 7. FOR POLARIZATION, TERMINAL MAY BE REMOVED BEFORE MOLDING OR CUT OFF AFTERWARDS. MAX PROTRUSTION .010/.25 MAX BEYOND PLASTIC.
 8. TWO SIDES OF LEAD-IN ON PINS NOT PLATED. TYP BOTH ENDS.
 9. "GXT" Pd/Ni PLATED PRODUCT HAS GOLD FLASH.
 10. POLARIZED SPECIAL MUST HAVE PINS CUT OFF AFTER MOLDING. FLUSH TO PLASTIC ON "A" DIM SIDE OF HEADER.
 11. ADD SUFFIX LF AT THE END OF PART NUMBER FOR LEAD FREE OPTION.
 12. THIS PRODUCT MEETS EUROPEAN UNION DIRECTIVES AND OTHER COUNTRY REGULATIONS AS DESCRIBED IN GS-22-008.
 13. THIS PRODUCT MAY HAVE 100% TIN PLATING IN THE INTERFACE AND HAS NOT BEEN TESTED FOR WHISKER GROWTH IN INTERCONNECT ENVIRONMENTS.



SECTION Z-Z

mat'l. code		surface ISO 1302 ✓		tolerance ISO 406 ISO 1101		projection INCH/MM		product family BERGSTIK	
ltr	ecn no	dr	date	tolerances unless otherwise specified		title			
K	-	LWP	6-29-89	angles	linear	.XX±.01/.XX±.03		BERGSTIK II HDR. D/R	
L	-	MDF	7-7-89			.XXX±.005/.XXX±.013		.100/2.54cc STRAIGHT	
M	V03-0413	GJP	4-14-03	0±2'		.XXXX±.0020/.XXX±.0051		scale 1:1	
N	V05-0891	DAI	10/10/05	dr	M CLOUSER	8-17-87		dwg no sheet 1 of 3 size	
P	ELX-N-16334	ZK	11/20/13	engr	R FROST	8-17-87		65820 A3	
				chr	R FROST	8-17-87		type Product Customer Drawing	
				appd	R FROST	8-17-87			
sheet index	revision sheet	P	P	P					
		1	2	3					

Copyright FCI
 FCIconnect.com

PRODUCT NO.	SIZE	DIM A	DIM B	DIM C	DIM D	MOLD MAT'L NOTE 3	POLARIZED NOTE 7	TERMINAL PLATING NOTE 2	POLARIZED SPECIAL NOTE 10	LF OPTION
65820-001	2x36	.230/5.84	3.500/88.90	3.615/91.82	.09/2.29	POLYESTER	ND	30u"/.76u Au	ND	
-002	2x36	.280/7.11	3.500/88.90	3.615/91.82						
-003	2x20	.230/5.84	1.900/48.26	2.015/51.18						
-004	2x20	.280/7.11	1.900/48.26	2.015/51.18						
-005	2x17	.230/5.84	1.600/40.64	1.715/43.56						
-006	2x17	.280/7.11	1.600/40.64	1.715/43.56						
-007	2x14	.230/5.84	1.300/33.02	1.415/35.94						
-008	2x14	.280/7.11	1.300/33.02	1.415/35.94						
-009	2x10	.230/5.84	.900/22.86	1.015/25.78						
-010	2x10	.280/7.11	.900/22.86	1.015/25.78						
-011	2x5	.230/5.84	.400/10.160	.515/13.08						
-012	2x5	.280/7.11	.400/10.160	.515/13.08						
-013	2x13	.230/5.84	1.200/30.48	1.315/33.40		POLYESTER	ND	30u"/.76u Au		
-014	2x13	.230/5.84	1.200/30.48	1.315/33.40		NYLON	B-13	50u"/.127u Au		
-015	2x13	.230/5.84	1.200/30.48	1.315/33.40		NYLON	A-1	50u"/.127u Au		NOTE 11
-016	2x20	.280/7.11	1.900/48.26	2.015/51.18		POLYESTER	A-4,10,12,18	30u"/.76u Au		
-017	2X25	.230/5.84	2.400/60.96	2.515/63.88			ND			
-018	2X25	.280/7.11	2.400/60.96	2.515/63.88						
-019	2x12	.280/7.11	1.100/27.94	1.215/30.86						
-020	2x4	.230/5.84	.300/7.62	.415/10.54						
-021	2x4	.280/7.11	.300/7.62	.415/10.54	.09/2.29	POLYESTER	ND	30u"/.76u Au		
-022	DISCONTINUED									
-023	2x17	.230/5.84	1.600/40.64	1.715/43.56	.09/2.29	POLYESTER	B-14	15u"/.38u Au		
-024	2x8	.230/5.84	.700/17.78	.815/20.70	.09/2.29		ND	150u"/3.81u 93/7 Sn/Pb		
-025	2x12	.280/7.11	1.100/27.94	1.215/30.86	.15/3.81		ND	30u"/.76u Au		
-026	2x8	.280/7.11	.700/17.78	.815/20.70	.09/2.29		ND	30u"/.76u Au		
-027	2x5	.230/5.84	.400/10.160	.515/13.08			B-1,2,3,4,5	30u"/.76u Au		
-028	2X5		.400/10.160	.515/13.08			ND	15u"/.38u Au		
-029	2X9		.800/20.320	.915/23.24	.09/2.29			15u"/.38u Au		
-030	2X20	.230/5.84	1.900/48.26	2.015/51.18	.15/3.81			30u"/.76u Au		
-031	2X20	.280/7.11	1.900/48.26	2.015/51.18	.09/2.29			30u"/.76u GXT P/NI		
-032	2X10	.280/7.11	.900/22.86	1.015/25.78	.09/2.29		ND	30u"/.76u GXT P/NI		
65820-033	2X20	.280/7.11	1.900/48.26	2.015/51.18	.09/2.29	POLYESTER	A-4,10,12,18	30u"/.76u GXT P/NI	ND	

mat'l. code		surface ISO 1302 ✓		tolerance ISO 406 ISO 1101		projection 		product family BERGSTIK	
ltr	ecn no	dr	date	tolerances unless otherwise specified		INCH/MM		title BERGSTIK II HDR. D/R .100/2.54cc STRAIGHT	
P				angles	linear	scale 1:1		dwg no 65820	
				0±2'				sheet 2 of 3 size A3	
				dr	M CLOUSER	8-17-87		type Product Customer Drawing	
				enr	R FROST	8-17-87			
				chr	R FROST	8-17-87			
				appd	R FROST	8-17-87			
sheet index	revision sheet								

PRODUCT NO.	SIZE	DIM A	DIM B	DIM C	DIM D	MOLD MAT'L NOTE 3	POLARIZED NOTE 7	TERMINAL PLATING NOTE 2	POLARIZED SPECIAL NOTE 10	LF OPTION
65820-034	2x9	.330/8.38	.800/20.32	.915/23.24	.14/3.56	NYLON	B-2	50u"/1.27u Au	NO	↑
65820-035	2x17	.280/7.11	1.600/40.64	1.715/43.56	.15/3.81	POLYESTER	NO	30u"/.76u Au	NO	NOTE 11
65820-036	2x25	.230/5.84	2.400/60.96	2.515/63.88	.09/2.3	POLYESTER		30u"/.76u Au	A-1,2,3 B-1,2,3	
65820-037	2x4	.230/5.84	.300/7.62	.415/10.54	.09/2.3	POLYESTER	NO	150u"/3.81u 93/7 Sn/Pb	NO	↓



Copyright FCI

mat'l. code		surface ISO 1302 ✓		tolerance ISO 406 ISO 1101		projection 		product family BERGSTIK	
ltr	ecn no	dr	date	tolerances unless otherwise specified		INCH/MM		title BERGSTIK II HDR. D/R .100/2.54cc STRAIGHT	
P				angles	linear	scale 1:1		dwg no 65820	
				0±2"				sheet 3 of 3 size A3	
				dr	M CLOUSER	8-17-87		type Product Customer Drawing	
				engr	R FROST	8-17-87			
				chr	R FROST	8-17-87			
				appd	R FROST	8-17-87			
sheet index	revision sheet								