




PIDG

TE Internal #: 160404-2

Crimp Wire Pins, Tabs & Ferrules, Wire Pin, 12 – 10 AWG Wire Size, 3 – 6 mm² Wire Size, 5180 – 13100 CMA Wire Size, PIDG

[View on TE.com >](#)

Terminals & Splices > Crimp Wire Pins, Tabs & Ferrules



Crimp Wire Terminal Type: **Wire Pin**

Compatible Insulation Diameter Range: **3.8 – 6.4 mm, 6.2 mm [.15 – .25 in, .244 in]**

Wire Size: **5180 – 13100 CMA**

Features

Product Type Features

Sealable	No
Compatible With Discrete Wire Type	Stranded
Wire Insulation Support Retention Type	Insulation Support

Configuration Features

Compatible With Wire & Cable Type	Discrete Wire
-----------------------------------	---------------

Body Features

Sleeve Material	Nylon
Insulation Material	Nylon
Primary Product Color	Yellow

Contact Features

Contact Mating Area Length	15.2 mm[.59 in]
Contact Fabrication	Stamped & Formed
Crimp Wire Terminal Type	Wire Pin
Barrel Type	Closed
Terminal Plating Material	Tin
Terminal Orientation	Straight



Mechanical Attachment

Wire Insulation Support	With
-------------------------	------

Dimensions

DIN Wire Size	2.5 – 6 mm ²
Compatible Insulation Diameter Range	3.8 – 6.4 mm, 6.2 mm[.15 – .25 in][.244 in]
Wire Size	5180 – 13100 CMA
Barrel Inside Diameter	6.3 mm[.248 in]
Terminal Material Thickness	.45 mm[.017 in]
Overall Product Length	33.52 mm[1.319 in]

Usage Conditions

Insulation Option	Partially Insulated
Operating Temperature Range	105 °C[221 °F]

Packaging Features

Packaging Quantity	500
Packaging Method	Box

Product Compliance

[For compliance documentation, visit the product page on TE.com>](#)

EU RoHS Directive 2011/65/EU	Compliant
EU ELV Directive 2000/53/EC	Compliant
China RoHS 2 Directive MIIT Order No 32, 2016	No Restricted Materials Above Threshold
EU REACH Regulation (EC) No. 1907/2006	Current ECHA Candidate List: JUNE 2023 (235) Candidate List Declared Against: JUNE 2023 (235) Does not contain REACH SVHC
Halogen Content	Low Halogen - Br, Cl, F, I < 900 ppm per homogenous material. Also BFR/CFR/PVC Free
Solder Process Capability	Not applicable for solder process capability

Product Compliance Disclaimer

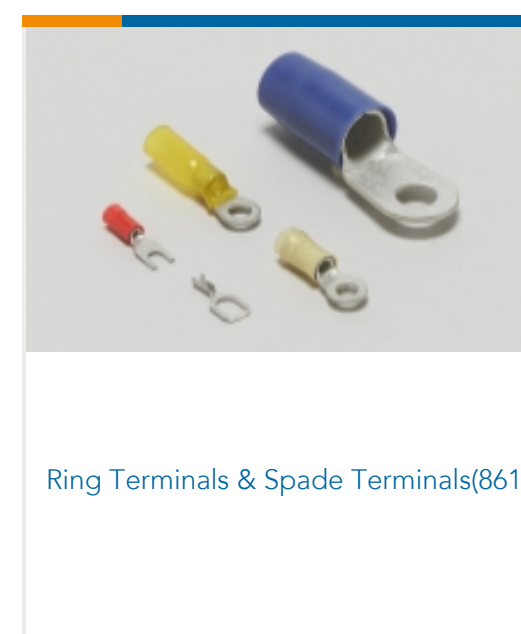
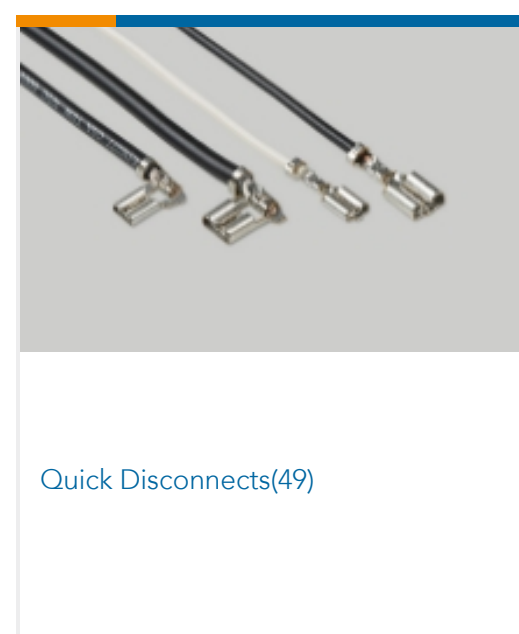


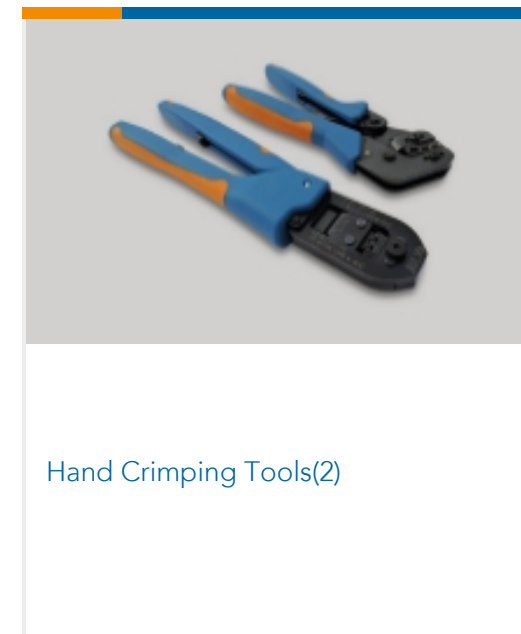
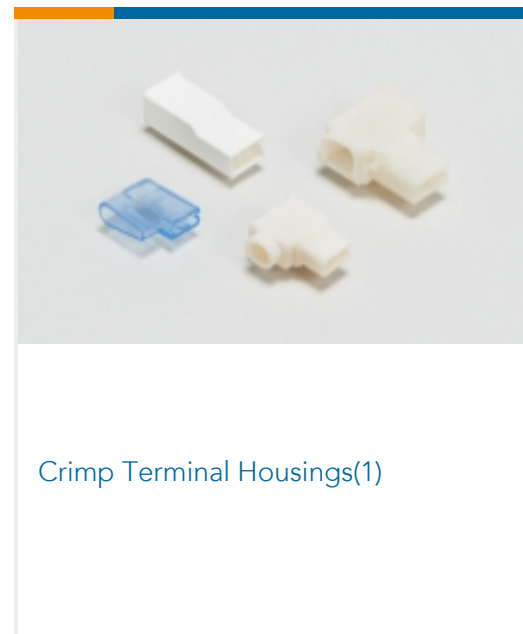
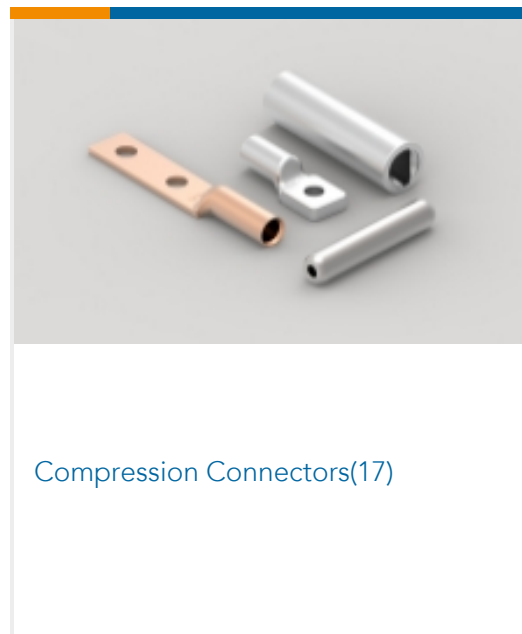
This information is provided based on reasonable inquiry of our suppliers and represents our current actual knowledge based on the information they provided. This information is subject to change. The part numbers that TE has identified as EU RoHS compliant have a maximum concentration of 0.1% by weight in homogenous materials for lead, hexavalent chromium, mercury, PBB, PBDE, DBP, BBP, DEHP, DIBP, and 0.01% for cadmium, or qualify for an exemption to these limits as defined in the Annexes of Directive 2011/65/EU (RoHS2). Finished electrical and electronic equipment products will be CE marked as required by Directive 2011/65/EU. Components may not be CE marked. Additionally, the part

numbers that TE has identified as EU ELV compliant have a maximum concentration of 0.1% by weight in homogenous materials for lead, hexavalent chromium, and mercury, and 0.01% for cadmium, or qualify for an exemption to these limits as defined in the Annexes of Directive 2000/53/EC (ELV). Regarding the REACH Regulation, the information TE provides on SVHC in articles for this part number is based on the latest European Chemicals Agency (ECHA) 'Guidance on requirements for substances in articles' posted at this URL: <https://echa.europa.eu/guidance-documents/guidance-on-reach>

Compatible Parts



Also in the Series | PIDG



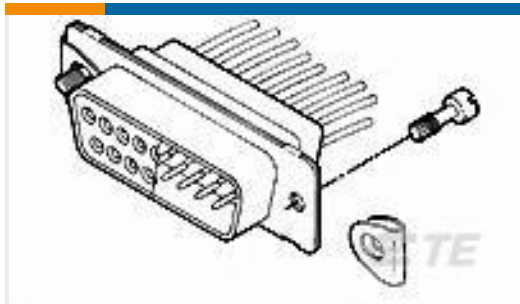


Special Purpose Terminals(1)



Splices(47)

Customers Also Bought



TE Part #1857211-1
KIT, SCREW RETAINER AMPLIMITE,



TE Part #165034
PIDG RING 12-10 1/4



TE Part #165085
PG WIRE PIN 12-10



TE Part #1217281-2
FF 110 REC 24-20AWG TPBR



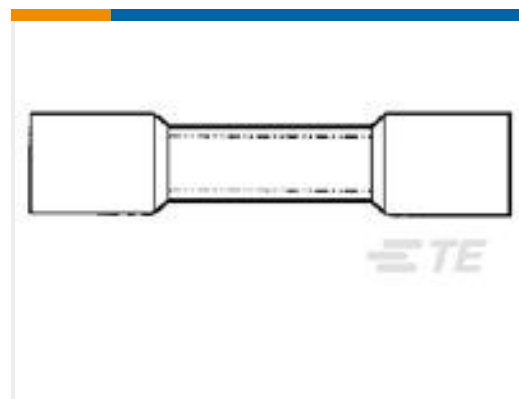
TE Part #2213775-1
AV16 SPM 0.4VA POWER LED WHITE
12V



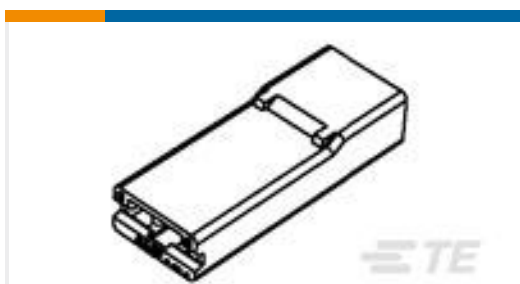
TE Part #YDTS26W13-04SNV001
PLUG ASSY



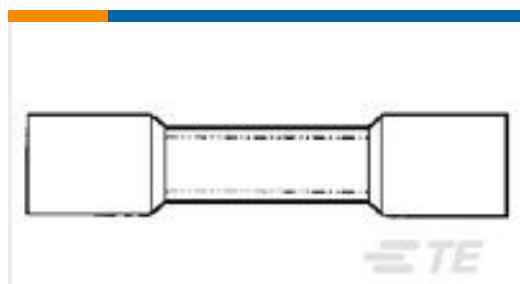
TE Part #180599
SOLIS 8 WIRE PIN



TE Part #8-55845-5
#8 PRE-INSUL SEALED SPLICE



TE Part #1-735075-0
250 FASTON INS POST,REC.,1 POS



TE Part #8-55826-3
12-10 PRE-INSUL SEALED SPLICE

Documents

Product Drawings

TERM, WIRE PIN, PIDG, 12-10 AWG

English

CAD Files

3D PDF

3D

Customer View Model

ENG_CVM_CVM_160404-2_H.2d_dxf.zip



English

Customer View Model

[ENG_CVM_CVM_160404-2_H.3d_igs.zip](#)

English

Customer View Model

[ENG_CVM_CVM_160404-2_H.3d_stp.zip](#)

English

By downloading the CAD file I accept and agree to the [Terms and Conditions](#) of use.

Product Specifications

[Application Specification](#)

English

Instruction Sheets

[Instruction Sheet \(U.S.\)](#)

English

Agency Approvals

[UL Report](#)

English