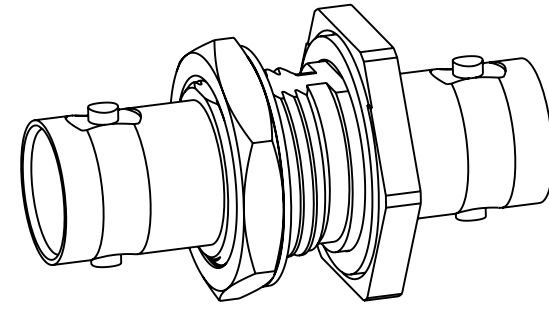
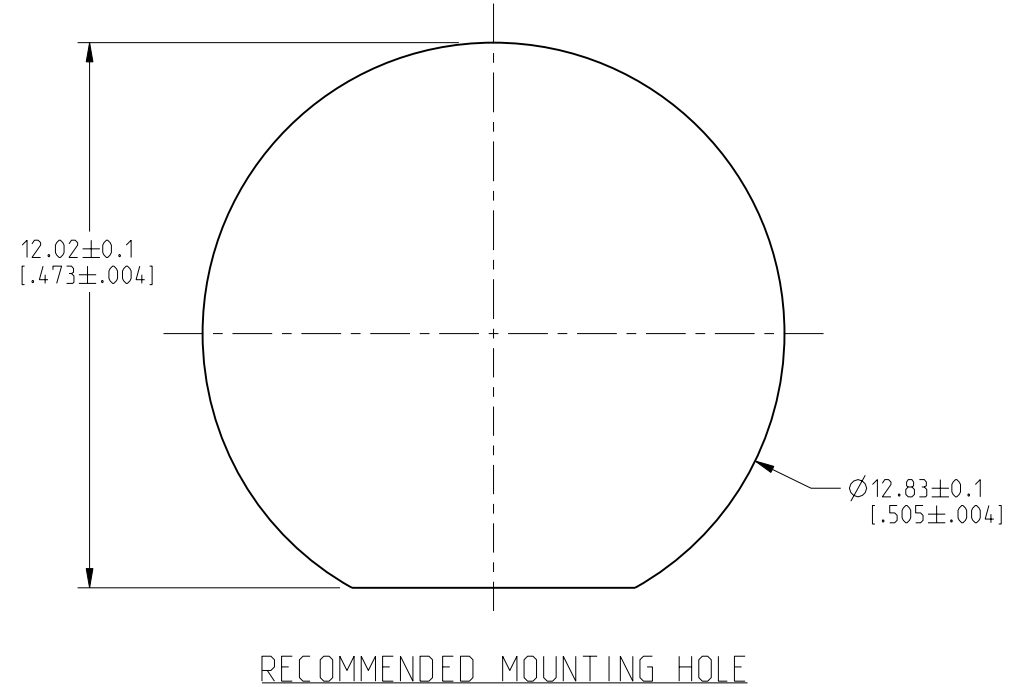


NOTES:

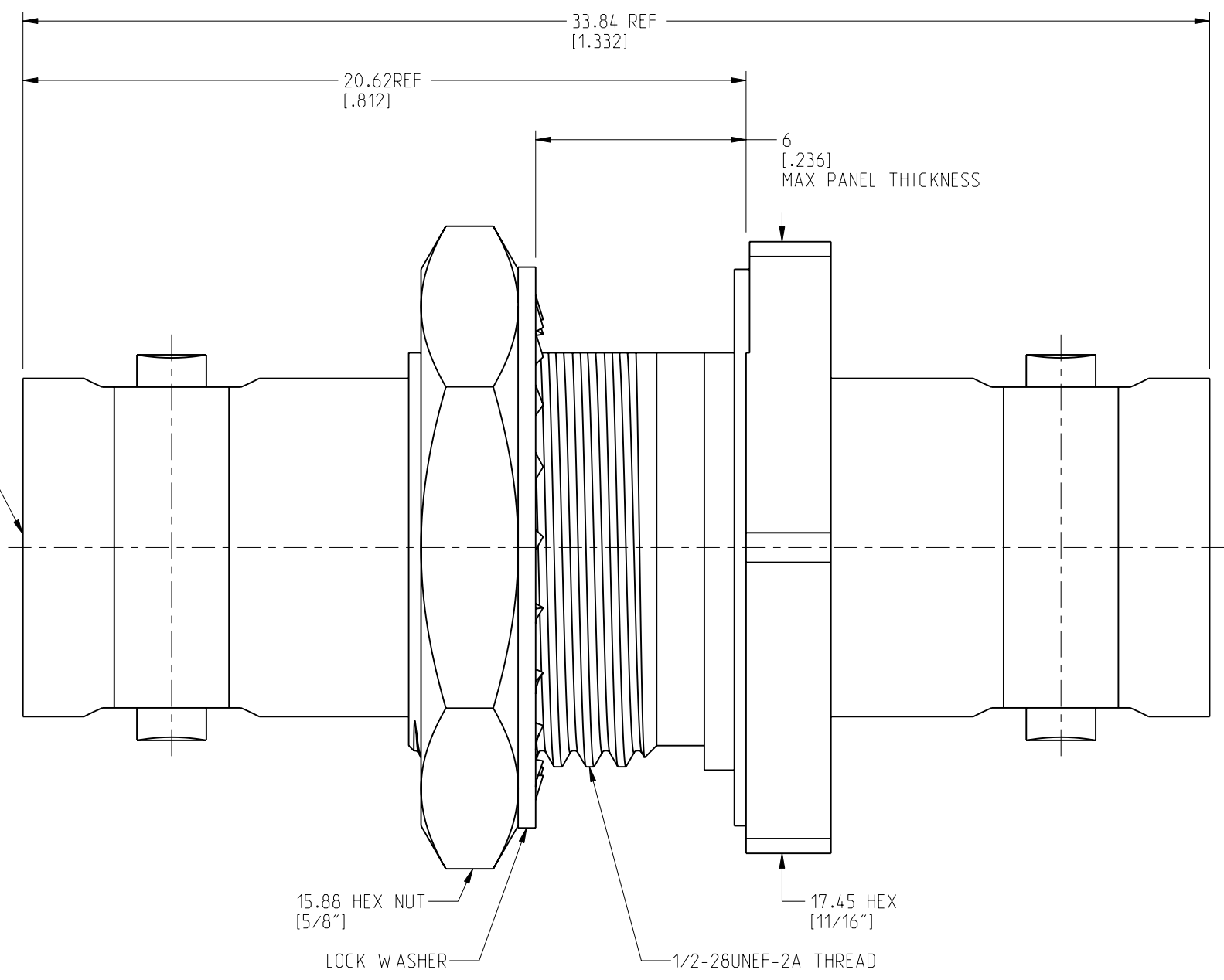
1. MATERIALS AND FINISHES:
  - BODY - BRASS, NICKEL PLATING
  - CONTACT - BERYLLIUM COPPER, GOLD PLATING
  - LOCKWASHER - BRASS, NICKEL PLATING
  - HEX NUT - BRASS, NICKEL PLATING
  - INSULATOR - PTFE, NATURAL
  - O-RING - SILICONE RUBBER, RED
  - GASKET - SILICONE RUBBER, RED
2. ELECTRICAL:
  - A. IMPEDANCE: 50 OHM
  - B. FREQUENCY RANGE: DC-12 GHz
  - C. VSWR: 1.10 MAX @ DC-4 GHz  
1.45 MAX @ 4-12 GHz
  - D. DIELECTRIC WITHSTANDING VOLTAGE: 1500 VRMS. MIN.
3. MECHANICAL:
  - A. DURABILITY: 500 CYCLES MIN.
  - B. TEMPERATURE RANGE: -40°C TO +85°C
4. PACKAGING:
  - A. QUANTITY: SINGLE PACK
  - B. MARKING: PACKAGING TO BE MARKED  
"AMPHENOL RF, AD-BNCJBNC J-4 & DATE CODE"



| REVISIONS |                 |           |       |         |
|-----------|-----------------|-----------|-------|---------|
| REV       | DESCRIPTION     | DATE      | ECN   | APPR    |
| A         | RELEASE TO MFG. | 01-Apr-20 | 14781 | S.HSIEH |



INTERFACE PER  
MIL-STD-348  
SERIES: BNC JACK  
TYP(2)



**CUSTOMER OUTLINE DRAWING**  
ALL OTHER SHEETS ARE FOR INTERNAL USE ONLY

NOTICE: These drawings, specifications, or other data (1) are, and remain the property of Amphenol corp. (2) must be returned upon request; and (3) are confidential and not to be disclosed to any person other than those to whom they are given by Amphenol Corp. The furnishing of these drawings, specifications, or other data by Amphenol Corp., or to any other person to anyone for any purpose is not to be regarded by implication or otherwise in any manner licensing, granting rights to permitting such holder or any other person to manufacture, use or sell any product, process or design, patented or otherwise, that may in any way be related to or disclosed by said drawings, specifications, or other data.

UNLESS OTHERWISE SPECIFIED  
DIMENSIONS ARE METRIC (INCHES) AND TOLERANCES ARE:  
 <0.5mm = ±0.05mm [ $<0.020 = \pm 0.002$ ]  
 >0.5 - 6mm = ±0.1mm [ $>0.020 - 0.236 = \pm 0.004$ ]  
 >6.00 - 30mm = ±0.2mm [ $>0.236 - 1.181 = \pm 0.008$ ]  
 >30.00 - 120mm = ±0.3mm [ $>1.181 - 4.725 = \pm 0.012$ ]

MATERIAL NOTE 1  
ENGINEER M.ZHANG  
DATE 27-Mar-20

TITLE  
BNC JACK TO JACK  
IP67 BULKHEAD  
ADAPTER  
SHEET NO. 2 OF 2  
SCALE: 6.0:1.0

|        |  |                            |  |       |
|--------|--|----------------------------|--|-------|
| SIZE B |  | DRAWING NO. AD-BNCJBNC J-4 |  | REV A |
|        |  | ITEM NO. AD-BNCJBNC J-4    |  |       |
|        |  | PART NO. AD-BNCJBNC J-4    |  |       |

THIRD ANGLE PROJ. REFERENCE EAR# 9262

ANGLES = ±1°