



Connectors > Circular Connectors > Standard Circular Connectors



Connector System: **Wire-to-Board**

Number of Positions: **8**

Sealable: **Yes**

Connector & Contact Terminates To: **Printed Circuit Board**

Contact Current Rating (Max): **2 A**

## Features

### Product Type Features

Product Type	Connector Assembly
Connector System	Wire-to-Board
Sealable	Yes
Connector & Contact Terminates To	Printed Circuit Board
Circular Connector Type	Plug
Shell Type	Metal

### Configuration Features

Keying	A
Number of Positions	8
Number of Power Positions	0
Number of Signal Positions	8
Contacts Preloaded	Yes

### Body Features

Shell Plating Material	Nickel
Shell Base Material	Zinc Alloy



Circular Connector Insulation Material Type	Polyamide 66 GF25
Hermetically Sealed	No

### Contact Features

Contact Current Rating (Max)	2 A
Reverse Gender	Yes
Contact Layout Arrangement	Circular
Circular Connector Contact Type	Socket

### Mechanical Attachment

Polarization Code	A
Mating Alignment Type	Keyed
Mating Retention	With

### Housing Features

Circular Connector Shell Size	12
Alignment Keyed	45°

### Dimensions

Wire Size	.14 – .25 mm <sup>2</sup> , .14 – .25 mm <sup>2</sup>
-----------	---

### Usage Conditions

Operating Temperature Range	-40 – 85 °C[-40 – 185 °F]
-----------------------------	---------------------------

### Operation/Application

Circuit Application	Signal
Shielded	No

### Industry Standards

Approved Standards	W
--------------------	---

## Product Compliance

[For compliance documentation, visit the product page on TE.com>](#)

EU RoHS Directive 2011/65/EU	Compliant with Exemptions
EU ELV Directive 2000/53/EC	Compliant with Exemptions
China RoHS 2 Directive MIIT Order No 32, 2016	Restricted Materials Above Threshold
EU REACH Regulation (EC) No. 1907/2006	Current ECHA Candidate List: JUNE 2023 (235) Candidate List Declared Against: JUNE 2023 (235)



SVHC > Threshold:

Pb (4% in Component Part)

**Article Safe Usage Statements:**

Do not eat, drink or smoke when using this product. Wash thoroughly after handling. Recycle if possible and dispose of the article by following all applicable governmental regulations relevant to your geographic location.

Halogen Content

Low Halogen - Br, Cl, F, I < 900 ppm per homogenous material. Also BFR/CFR/PVC Free

Solder Process Capability

Not reviewed for solder process capability

**Product Compliance Disclaimer**

This information is provided based on reasonable inquiry of our suppliers and represents our current actual knowledge based on the information they provided. This information is subject to change. The part numbers that TE has identified as EU RoHS compliant have a maximum concentration of 0.1% by weight in homogenous materials for lead, hexavalent chromium, mercury, PBB, PBDE, DBP, BBP, DEHP, DIBP, and 0.01% for cadmium, or qualify for an exemption to these limits as defined in the Annexes of Directive 2011/65/EU (RoHS2). Finished electrical and electronic equipment products will be CE marked as required by Directive 2011/65/EU. Components may not be CE marked. Additionally, the part numbers that TE has identified as EU ELV compliant have a maximum concentration of 0.1% by weight in homogenous materials for lead, hexavalent chromium, and mercury, and 0.01% for cadmium, or qualify for an exemption to these limits as defined in the Annexes of Directive 2000/53/EC (ELV). Regarding the REACH Regulation, the information TE provides on SVHC in articles for this part number is based on the latest European Chemicals Agency (ECHA) 'Guidance on requirements for substances in articles' posted at this URL: <https://echa.europa.eu/guidance-documents/guidance-on-reach>

## Compatible Parts



TE Part # T4111002081-000  
M12,MALE,STRAIGHT,A CODE,8P,  
PG9,GOLD

## Customers Also Bought




TE Part #1676625-2  
HSA25 150R 5%



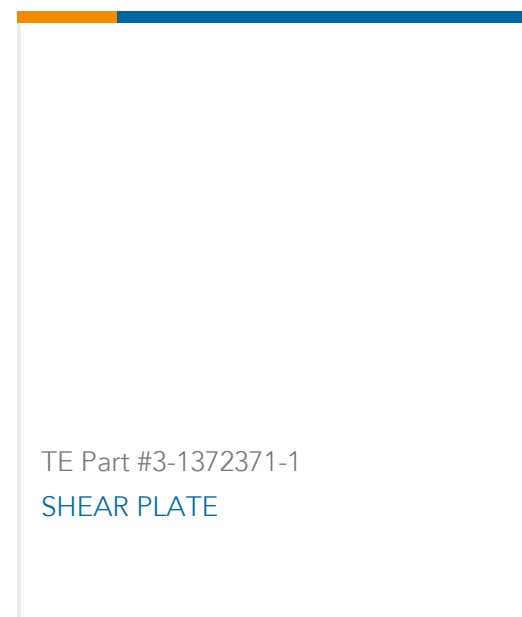
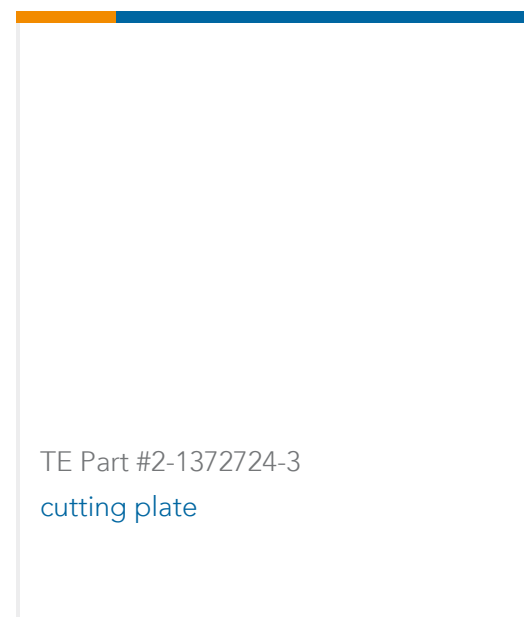
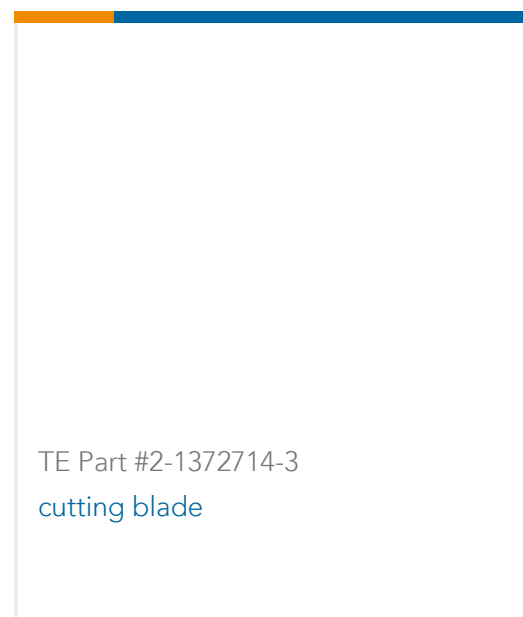
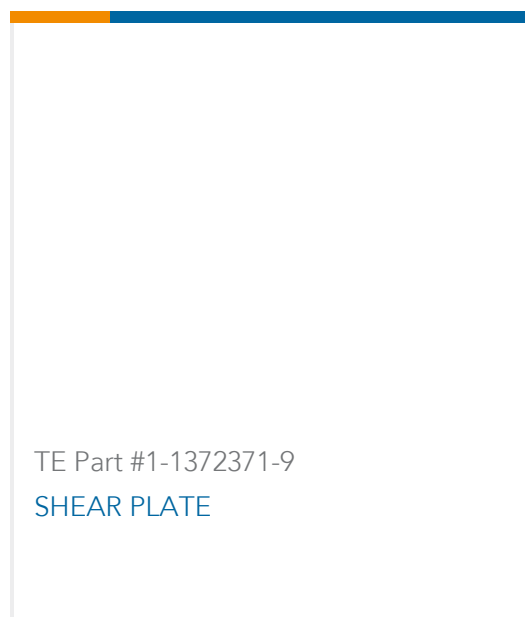
TE Part #1-928776-9  
MOD2 STIFT M A-PIN



TE Part #41616  
250 FASTON TAB BR



TE Part #1-1372371-6  
CUTTING PUNCH



## Documents

### Product Drawings

[M12 FEMALE PNL.A CODE.8P.PCB TYPE.\(AU\)](#)

English

### CAD Files

[3D PDF](#)

3D

Customer View Model

[ENG\\_CVM\\_CVM\\_5-2271143-2\\_A.2d\\_dxf.zip](#)

English

Customer View Model

[ENG\\_CVM\\_CVM\\_5-2271143-2\\_A.3d\\_igs.zip](#)

English

Customer View Model

[ENG\\_CVM\\_CVM\\_5-2271143-2\\_A.3d\\_stp.zip](#)

English

By downloading the CAD file I accept and agree to the [Terms and Conditions](#) of use.

### Datasheets & Catalog Pages

[M8 / M12 Connector System Catalog](#)

English

[M8 / M12 Connector System Catalog](#)

Japanese

### Product Specifications

[Product Specification](#)

English

