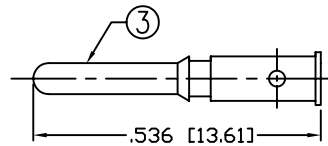
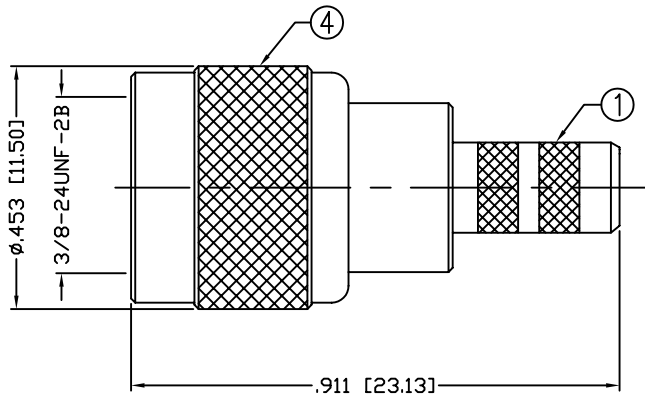
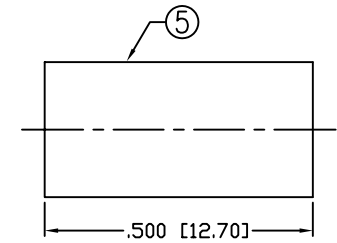


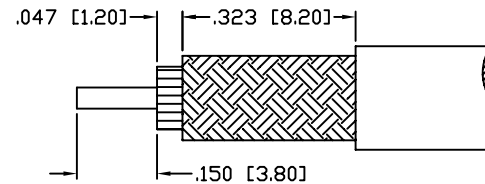
PART NO.		<b>RFU-600-6</b>		
REV	DESCRIPTION	DWN	DATE	APPROVED
-	ENGINEERING RELEASE	CZS	6/29/01	JDMc
A	ADDED CRIMP DIES	CZS	08/26/08	JDMc



RECOMMENDED CRIMP DIE: .068"



RECOMMENDED CRIMP DIE: 213"



RECOMMENDED STRIPPING INSTRUCTIONS

**SPECIFICATIONS:**

IMPEDANCE: 50 Ohms  
 FREQUENCY RANGE: 0-2.5 GHz  
 VSWR: 1.25 MAX.  
 WORKING VOLTAGE: 335 V rms Max. @ Sea Level  
 INSULATION RESISTANCE: 5k M Ohms min.  
 TEMPERATURE RANGE: -65°C TO 165°C  
 FOR RG-58, 58A, 58C, 141, 141A, BELDEN 8240, 9907  
 8259, 8262, 9201, 9203, 9310, 9311 & COMM/SCOPE 0268

5	FERRULE	1	BRASS	NICKEL, 100μ"
4	SHELL	1	BRASS	NICKEL, 100μ"
3	PIN	1	BRASS	SILVER 5μ"
2	INSULATOR	1	PTFE	---
1	BODY	1	BRASS	NICKEL, 100μ"
#	DESCRIPTION	QTY	MATERIAL	FINISH

CUSTOMER OUTLINE DRAWING	
ALL DIMENSIONS ARE REFERENCE ONLY	
UNLESS OTHERWISE SPECIFIED: DIMENSIONS ARE IN INCHES AND [MILLIMETERS]	
DRAWN C. ZUNIGA	08/26/08
CHECKED	
ORJ DRAWN C. ZUNIGA	9/10/02

**RoHS COMPLIANT**

PROPRIETARY AND CONFIDENTIAL  
 THIS DRAWING CONTAINS INFORMATION PROPRIETARY TO RF INDUSTRIES. ANY UNAUTHORIZED USE OF THIS DRAWING IS EXPRESSLY PROHIBITED WITHOUT WRITTEN PERMISSION FROM RF INDUSTRIES. ANY VIOLATION IS PUNISHABLE UNDER U.S. COPYRIGHT LAWS.

**RFconnectors**  
 DIVISION OF RF INDUSTRIES, LTD.

7610 MIRAMAR RD.  
 SAN DIEGO, CA 92126  
 (858) 549-6340  
 (858) 549-6345 FAX

**MINI UHF PLUG**  
 CRIMP

SIZE <b>A</b>	CABLE GROUP <b>C</b>	DWG NO. <b>RFU-600-6</b>	REV <b>A</b>
SCALE: NTS	ENGINEERING ID: 001560	SHEET 1 OF 1	