



AMP-METRIMATE

TE Internal #: 5569380-1

RJ45 Connectors, RJ45, Multiple Ports, 2 x 1, RJ Type Jacks & Plugs, Standard Connector Contact Density, Jack, Shielded, Cat 5, AMP-METRIMATE

[View on TE.com >](#)

Connectors > Modular Jacks & Plugs > RJ45 Connectors



Modular Jack & Plug Interface Type: **RJ45**

Port Configuration: **Multiple Ports**

Port Matrix Configuration: **2 x 1**

Modular Jacks & Plugs Products: **RJ Type Jacks & Plugs**

Connector Contact Density: **Standard**

Features

Product Type Features

| | |
|------------------------------------|-----------------------|
| Connector Product Type | Connector Assembly |
| Modular Jack & Plug Interface Type | RJ45 |
| Modular Jacks & Plugs Products | RJ Type Jacks & Plugs |
| Modular Connector Style | Jack |
| Grounding Options | PCB Ground |
| Connector & Contact Terminates To | Printed Circuit Board |

Configuration Features

| | |
|-----------------------------|----------------|
| Status Indicator Type | None |
| Number of PCB Ground Tabs | 6 |
| Multiple Port Configuration | Stacked |
| Port Configuration | Multiple Ports |
| Port Matrix Configuration | 2 x 1 |
| Connector Contact Density | Standard |
| Number of Positions | 8 |

| | |
|----------------------------|---|
| Number of Loaded Positions | 8 |
|----------------------------|---|

| | |
|-----------------------|-------------|
| PCB Mount Orientation | Right Angle |
|-----------------------|-------------|

Body Features

| | |
|--------------------------------|-----------------|
| Grounding Tab Plating Material | Tin over Copper |
|--------------------------------|-----------------|

| | |
|-------------------------|-----------------|
| Shield Plating Material | Tin over Copper |
|-------------------------|-----------------|

| | |
|-----------------|--------------|
| Shield Material | Copper Alloy |
|-----------------|--------------|

| | |
|--------------------------------|-----------------------|
| Modular Jack Latch Orientation | Standard - Latch Down |
|--------------------------------|-----------------------|

| | |
|-------------------|-----|
| Connector Profile | Low |
|-------------------|-----|

Contact Features

| | |
|-------------------------------|--------|
| Contact Underplating Material | Nickel |
|-------------------------------|--------|

| | |
|---|-----|
| PCB Contact Termination Area Plating Material | Tin |
|---|-----|

| | |
|------------------------------|-------------|
| Contact Current Rating (Max) | .2 A, 1.5 A |
|------------------------------|-------------|

| | |
|--------------------------------------|------|
| Contact Mating Area Plating Material | Gold |
|--------------------------------------|------|

| | |
|-----------------------|-----------------|
| Contact Base Material | Phosphor Bronze |
|-----------------------|-----------------|

| | |
|--|---------------------------|
| Contact Mating Area Plating Material Thickness | 1.27 μ m[50 μ in] |
|--|---------------------------|

Termination Features

| | |
|---|-----------------------|
| Termination Method to Printed Circuit Board | Through Hole - Solder |
|---|-----------------------|

| | |
|--------------------------------|-----------------|
| Termination Post & Tail Length | 3.56 mm[.14 in] |
|--------------------------------|-----------------|

Mechanical Attachment

| | |
|---------------------|---------|
| Panel Mount Feature | Without |
|---------------------|---------|

| | |
|-------------------------|--------------------------|
| Connector Mounting Type | Board Mount, Panel Mount |
|-------------------------|--------------------------|

Housing Features

| | |
|-----------------------|------|
| Mating Entry Location | Side |
|-----------------------|------|

| | |
|--------------------|-----------------|
| Centerline (Pitch) | 1.02 mm[.04 in] |
|--------------------|-----------------|

| | |
|---------------|-------|
| Housing Color | Black |
|---------------|-------|

| | |
|------------------|---------------|
| Housing Material | PCT Polyester |
|------------------|---------------|

Dimensions

| | |
|-----------------------------|------------------|
| PCB Thickness (Recommended) | 1.57 mm[.062 in] |
|-----------------------------|------------------|

| | |
|------------------|-------------------|
| Connector Height | 25.27 mm[.994 in] |
|------------------|-------------------|

Usage Conditions

| | |
|-----------------------------|---------------------------|
| Operating Temperature Range | -40 – 85 °C[-40 – 185 °F] |
|-----------------------------|---------------------------|

Operation/Application



| | |
|---------------------|--------|
| Shielded | Yes |
| Circuit Application | Signal |

Industry Standards

| | |
|------------------------|----------|
| UL Flammability Rating | UL 94V-0 |
| Performance Category | Cat 5 |

Packaging Features

| | |
|--------------------|------|
| Packaging Quantity | 45 |
| Packaging Method | Tray |

Product Compliance

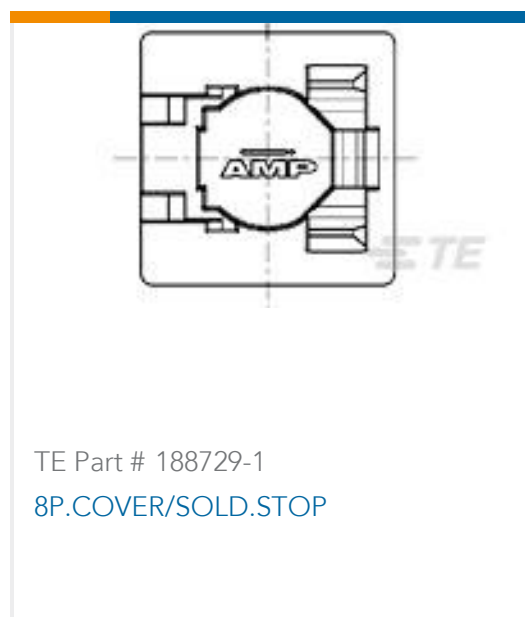
[For compliance documentation, visit the product page on TE.com>](#)

| | |
|---|---|
| EU RoHS Directive 2011/65/EU | Compliant |
| EU ELV Directive 2000/53/EC | Compliant |
| China RoHS 2 Directive MIIT Order No 32, 2016 | No Restricted Materials Above Threshold |
| EU REACH Regulation (EC) No. 1907/2006 | Current ECHA Candidate List: JUNE 2023 (235) Candidate List Declared Against: JUNE 2023 (235) Does not contain REACH SVHC |
| Halogen Content | Not Low Halogen - contains Br or Cl > 900 ppm. |
| Solder Process Capability | Wave solder capable to 265°C |

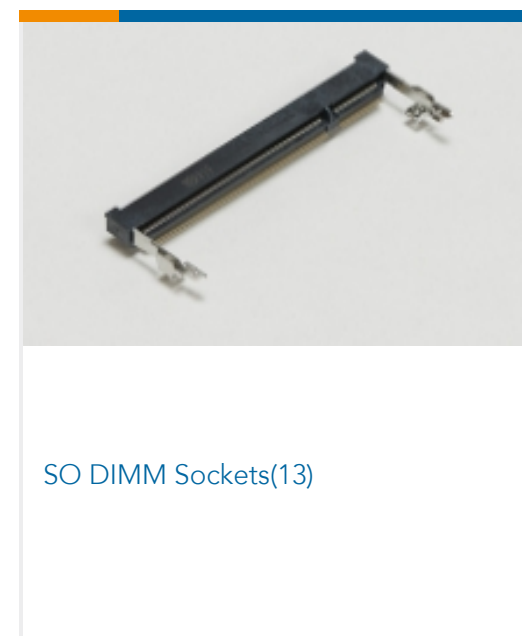

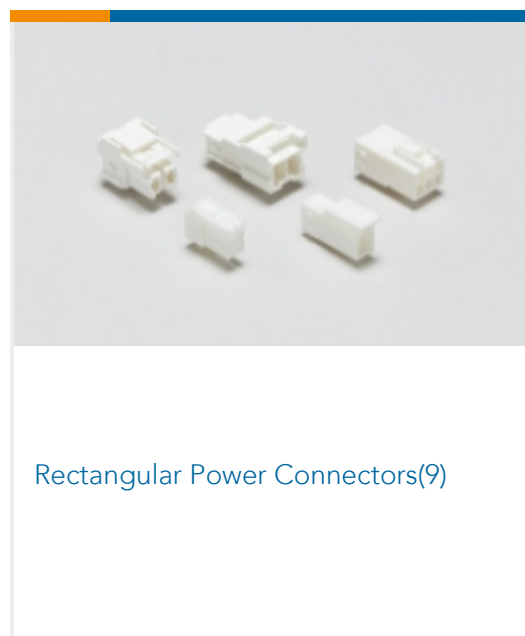

Product Compliance Disclaimer

This information is provided based on reasonable inquiry of our suppliers and represents our current actual knowledge based on the information they provided. This information is subject to change. The part numbers that TE has identified as EU RoHS compliant have a maximum concentration of 0.1% by weight in homogenous materials for lead, hexavalent chromium, mercury, PBB, PBDE, DBP, BBP, DEHP, DIBP, and 0.01% for cadmium, or qualify for an exemption to these limits as defined in the Annexes of Directive 2011/65/EU (RoHS2). Finished electrical and electronic equipment products will be CE marked as required by Directive 2011/65/EU. Components may not be CE marked. Additionally, the part numbers that TE has identified as EU ELV compliant have a maximum concentration of 0.1% by weight in homogenous materials for lead, hexavalent chromium, and mercury, and 0.01% for cadmium, or qualify for an exemption to these limits as defined in the Annexes of Directive 2000/53/EC (ELV). Regarding the REACH Regulation, the information TE provides on SVHC in articles for this part number is based on the latest European Chemicals Agency (ECHA) 'Guidance on requirements for substances in articles' posted at this URL: <https://echa.europa.eu/guidance-documents/guidance-on-reach>

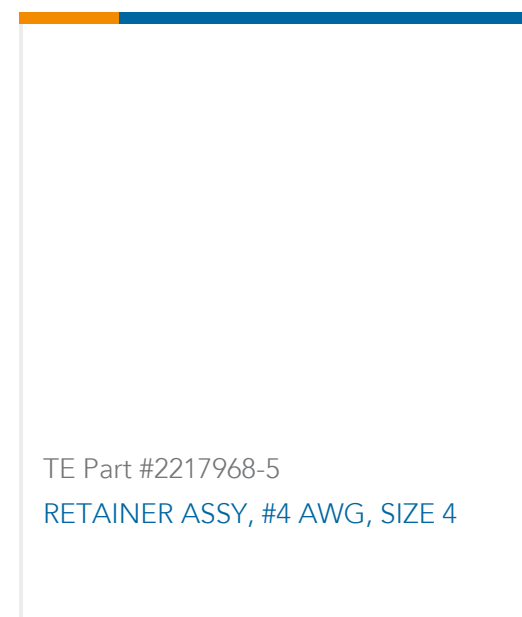

Compatible Parts



Also in the Series | AMP-METRIMATE



Customers Also Bought





Documents

Product Drawings

[STK MJ,8POS,2X1,SHLD,CAT5](#)

English

CAD Files

Customer View Model

[ENG_CVM_5569380-1_A1.3d_igs.zip](#)

English

Customer View Model

[ENG_CVM_5569380-1_A1.3d_stp.zip](#)

English

Customer View Model

[ENG_CVM_5569380-1_A1.2d_dxf.zip](#)

English

[3D PDF](#)

English

By downloading the CAD file I accept and agree to the [Terms and Conditions](#) of use.

Product Specifications

[Application Specification](#)

English

Product Environmental Compliance

[MD_5569380-1_06012018052_dmtec](#)

English

[MD_5569380-1_06012018052_dmtec](#)

English