

推奨基板寸法
RECOMMENDED P.C.B. PATTERN LAYOUT

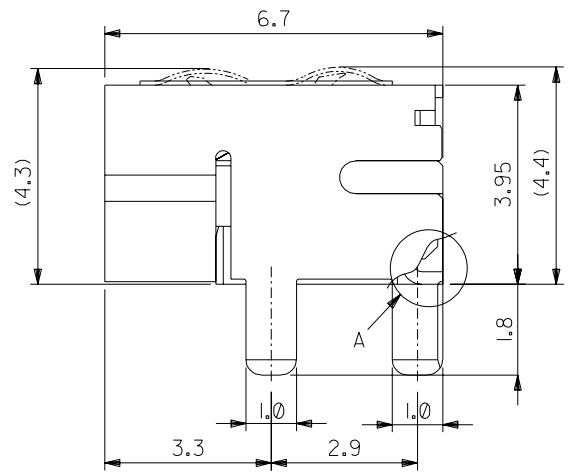
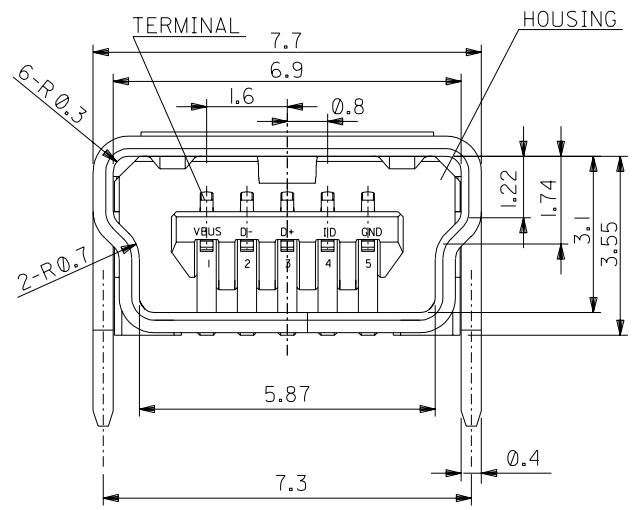
注記 1. 材質
NOTES MATERIAL

ハウジング: 耐熱樹脂 ガラス充填, 黒色, UL 94V-0
 HOUSING: HEAT RESISTANT PLASTIC, GLASS FILLED, BLACK, UL94V-0
 ターミナル: 銅合金 (t=0.25)
 TERMINAL: COPPER ALLOY (t=0.25)
 シールド ケース: 銅合金 (t=0.4)
 SHIELD CASE: COPPER ALLOY (t=0.4)
 カバー テープ: ポリイミド (t=0.08)
 COVER TAPE: POLYIMIDE (t=0.08)

2. メッキ仕様
PLATING

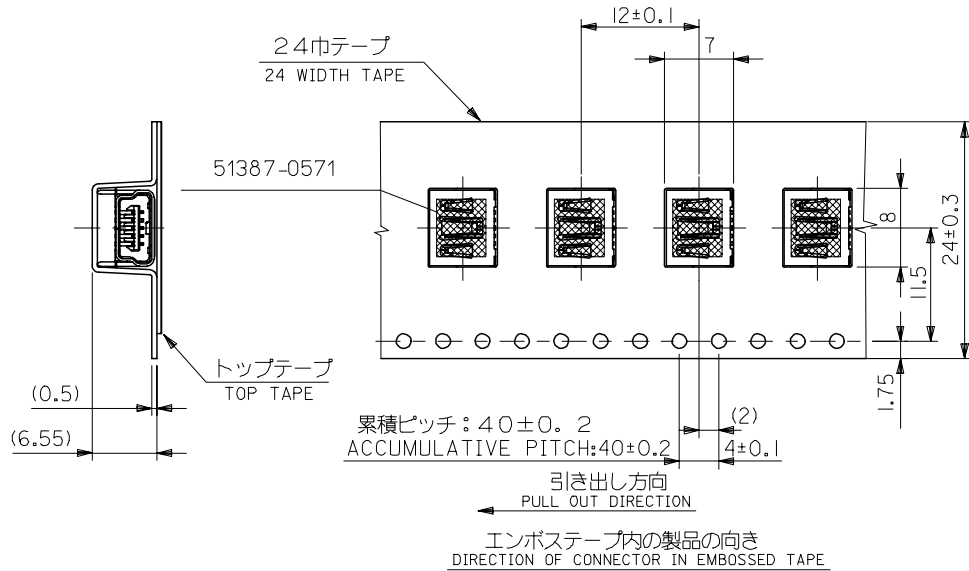
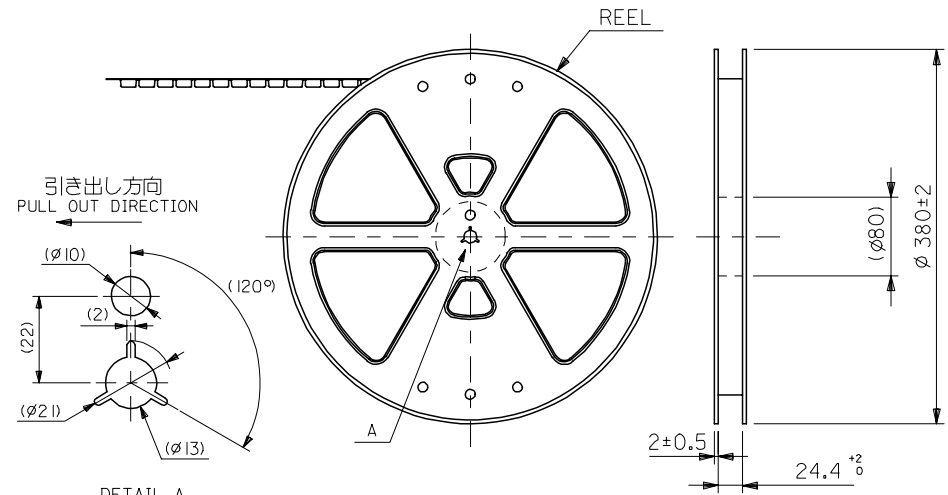
ターミナル
TERMINAL
接点部: 金メッキ
CONTACT AREA: GOLD
半田付け部: 錫メッキ
SOLDER TAIL AREA: TIN
下地部: ニッケルメッキ
UNDER PLATING: NICKEL
シールド ケース
SHIELD CASE
: 錫メッキ
: TIN
下地部: ニッケル
UNDER PLATING: NICKEL

3. テール平坦度は 0.1mm MAX.
TAIL COPLANARITY 0.1mm MAX.
4. この製品は 51387-0521 の鉛フリー品です。
THIS PRODUCT IS 'LEAD FREE' OF 51387-0521



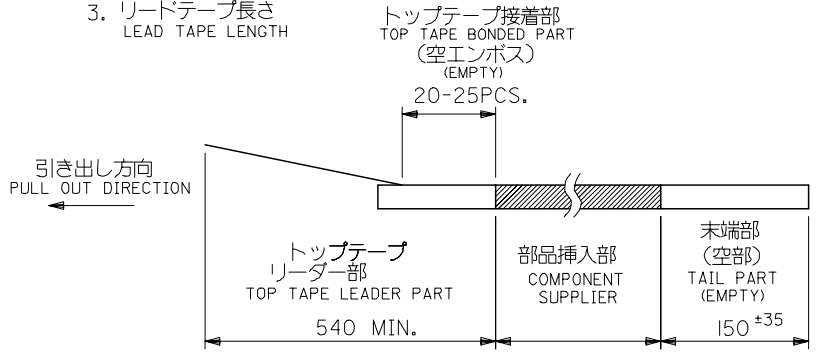
EC NO. DRWN: CHK: APPR:	EC NO. DRWN: CHK: APPR:	EC NO. DRWN: CHK: APPR:	REVISED ECNNO. J2004-2497 DRWN: A.IDA '04/02/18 CHK: H.TAKASE APPR: MIYAZAWA/YO.ITO	RELEASED ECNNO. J2004-1896 DRWN: A.IDA '04/01/14 CHK: H.TAKASE APPR: MIYAZAWA/YO.ITO	MATERIAL 材料 SEE NOTES	GENERAL TOLERANCES: (UNLESS SPECIFIED) 一般公差	SCALE 10 - 1 mm INCH	DESIGN UNITS mm INCH	THIRD ANGLE PROJECTION	DIMENSIONS: mm INCH mm INCH	SHT REVISE ON CAD ONLY	REV
			A	0	FINISH 仕上げ SEE NOTES	10 UNDER 未満 ±0.2	DRAWN BY & DATE A. Iida '04/01/14			TITLE: USB SERIES MINI-B SHORT TYPE 2 RECEPTACLE ASS'Y -LEAD FREE-		
					WIRE RANGE 適用線径範囲	10 OVER 30 UNDER 以上 未満 ±0.25	CHECKED BY & DATE H. Takase '04/01/14			MATERIAL NO. 51387-0571	DRAWING NO. SD-51387-003	SHEET NO. 1 OF 1
					INS. RANGE 被覆外径	30 OVER 以上 ±0.3	APPROVED BY & DATE Y. Ito '04/01/14					
						ANGLE 角度 ±3°	CAD FILENAME SD-51387-003.S01					
THIS DRAWING CONTAINS INFORMATION THAT IS PROPRIETARY TO MOLEX INCORPORATED AND SHOULD NOT BE USED WITHOUT WRITTEN PERMISSION.											SIZE B	

10 9 8 7 6 5 4 3 2 1




NOTES

- 製品詳細寸法は製品単体図面を参照して下さい。
For detail of connector dimensions, please see the drawing of connector itself (not packaged).
- 梱包数量: 1000 個/リール
NUMBER OF CONNECTORS: 1000 PCS/REEL
- リードテープ長さ
LEAD TAPE LENGTH



- トップテープの剥離強度: 0.1 ~ 1.3 N (10 ~ 130gf)
(剥離方向は下図参照) キャリアテープ幅: 24mm

PEEL-OFF FORCE OF TOP TAPE: 0.1~1.3 N (10~130gf)
(PEELING DIRECTION AS SHOWN IN FOLLOWING FIG.)
尚、本規格値は、出荷時に適用。
(但し、輸送時に剥離が発生しない事。)
(PEEL OFF SHOULD NOT BE ALLOWED, DURING TRANSPORTATION)



- 材料
MATERIAL
キャリアテープ: ポリプロピレン
CARRIER TAPE: POLYPROPYLENE
トップテープ: ポリエステル, ポリエチレン
TOP TAPE: POLYESTER, POLYETHYLENE
リール: ポリスチレン
REEL: POLYSTYRENE
- この製品は 51387-0528 の鉛フリー品です。
THIS PRODUCT IS 'LEAD FREE' OF 51387-0528

51387-0578	MODEL NO.
DESIGN UNITS	THIRD ANGLE PROJECTION
METRIC	

REVISED EC NO: J2007-3218 DRWN: AOYAGI 2007/05/25 CHKD: TOYODA 2007/05/29 APPR: NUKITA 2007/05/29	GENERAL TOLERANCES (UNLESS SPECIFIED)		DIMENSION STYLE MM ONLY		SCALE 2:1	TITLE USB SERIES MINI-B SHORT REC. ASS'Y -LEAD FREE-	
	10 UNDER	±0.2	DRAWN BY A. IDA	DATE 2004/01/14	MOLEX INCORPORATED		
	10 OVER 30 UNDER	±0.25	CHECKED BY N. TAKASE	DATE 2004/01/14	DOCUMENT NO. SD-51387-004		
	30 OVER	±0.3	APPROVED BY J. MIYAZAWA	DATE 2004/01/14	SHEET NO. 1 OF 1		
	ANGULAR ±3 °	DRAFT WHERE APPLICABLE MUST REMAIN WITHIN DIMENSIONS		SEE TABLE			
		THIS DRAWING CONTAINS INFORMATION THAT IS PROPRIETARY TO MOLEX INCORPORATED AND SHOULD NOT BE USED WITHOUT WRITTEN PERMISSION					