

2-1445055-2 ✓ ACTIVE

MATE-N-LOK | Micro MATE-N-LOK

TE Internal #: 2-1445055-2

Rectangular Power Connectors, Header, Plug, Wire-to-Board, 2  
Position, 3 mm [.118 in] Centerline, Printed Circuit Board, UL 94V-0,  
Micro MATE-N-LOK

[View on TE.com >](#)



Connectors > Power Connectors > Rectangular Power > Rectangular Power Connectors



Rectangular Power Connector Type: **Header**

Connector & Housing Type: **Plug**

Connector System: **Wire-to-Board**

Number of Positions: **2**

Centerline (Pitch): **3 mm [.118 in]**

## Features

### Product Type Features

Header Type	Fully Shrouded
Rectangular Power Connector Type	Header
Connector & Housing Type	Plug
Connector System	Wire-to-Board
Sealable	No
Connector & Contact Terminates To	Printed Circuit Board

### Configuration Features

Number of Positions	2
PCB Mount Orientation	Right Angle
Number of Power Positions	2
Number of Rows	1

### Electrical Characteristics

Operating Voltage	250 VDC
-------------------	---------

### Contact Features



Multiple Contact Types	Without
PCB Contact Termination Area Plating Material Thickness	2.54 $\mu\text{m}$ [100 $\mu\text{in}$ ]
Contact Layout	Inline
Contact Mating Area Plating Material	Tin
Contact Current Rating (Max)	5 A
Contact Retention Within Housing	Without
Contact Type	Pin
PCB Contact Termination Area Plating Material	Tin
Contact Mating Area Plating Material Thickness	2.54 $\mu\text{m}$ [100 $\mu\text{in}$ ]

### Termination Features

Termination Post & Tail Length	3.05 mm[.12 in]
Termination Method to Printed Circuit Board	Through Hole - Solder

### Mechanical Attachment

Mating Alignment Type	Polarization
Mating Retention	With
Mating Alignment	With
PCB Mount Alignment	Without
Panel Mount Feature	Without
PCB Mount Retention	With
PCB Mount Retention Type	Boardlock
Mating Retention Type	Locking Tab
Connector Mounting Type	Board Mount

### Housing Features

PCB Mount Retention Material	High Temperature Nylon
Centerline (Pitch)	3 mm[.118 in]
Housing Color	Black
Housing Material	High Temperature Nylon

### Dimensions

Connector Height	10.14 mm
PCB Thickness (Recommended)	.06 mm[1.57 in]
Product Width	7.8 mm

### Usage Conditions



Operating Temperature Range	-40 – 105 °C[-40 – 221 °F]
-----------------------------	----------------------------

### Operation/Application

Circuit Application	Power
---------------------	-------

### Industry Standards

CSA Rating	Certified, LR 7189
Glow Wire Material Rating	Material with GWFI 850°C, Material with GWIT ≥ 775°C
UL Rating	Recognized
Agency/Standard	CNR, USR
Approved Standards	UL E28476
UL Flammability Rating	UL 94V-0
Glow Wire Rating	GWT 750°C (Without Flame)

### Packaging Features

Packaging Quantity	350
Packaging Method	Box & Tray, Tray

### Product Compliance

[For compliance documentation, visit the product page on TE.com>](#)

EU RoHS Directive 2011/65/EU	Compliant
EU ELV Directive 2000/53/EC	Compliant
China RoHS 2 Directive MIIT Order No 32, 2016	No Restricted Materials Above Threshold
EU REACH Regulation (EC) No. 1907/2006	Current ECHA Candidate List: JUNE 2023 (235) Candidate List Declared Against: JUNE 2023 (235) Does not contain REACH SVHC
Halogen Content	Low Halogen - Br, Cl, F, I < 900 ppm per homogenous material. Also BFR/CFR/PVC Free
Solder Process Capability	Reflow solder capable to 260°C

#### Product Compliance Disclaimer

This information is provided based on reasonable inquiry of our suppliers and represents our current actual knowledge based on the information they provided. This information is subject to change. The part numbers that TE has identified as EU RoHS compliant have a maximum concentration of 0.1% by weight in homogenous materials for lead, hexavalent chromium, mercury, PBB, PBDE, DBP, BBP, DEHP, DIBP, and 0.01% for cadmium, or qualify for an exemption to these limits as defined in the Annexes of Directive 2011/65/EU (RoHS2). Finished electrical and electronic equipment products will be CE marked as required by Directive 2011/65/EU. Components may not be CE marked. Additionally, the part numbers that TE has identified as EU ELV compliant have a maximum concentration of 0.1% by weight in homogenous

materials for lead, hexavalent chromium, and mercury, and 0.01% for cadmium, or qualify for an exemption to these limits as defined in the Annexes of Directive 2000/53/EC (ELV). Regarding the REACH Regulation, the information TE provides on SVHC in articles for this part number is based on the latest European Chemicals Agency (ECHA) 'Guidance on requirements for substances in articles' posted at this URL: <https://echa.europa.eu/guidance-documents/guidance-on-reach>

## Compatible Parts



TE Part # 1445022-2  
MICRO MNL RECEPT HSG SINGLE R



TE Part # 2008571-2  
2 POS MICRO MNL, TOP LATCH, BL



TE Part # 2029047-2  
2P MICRO MNL RCPT HSG SR SIDE



TE Part # 2029102-2  
2P MICRO MNL RCPT SR SIDE WHT



TE Part # 2008570-2  
2 POS MICRO MNL, SIDE LATCH, B



TE Part # 1-2008570-2  
2 POS MICRO MNL, SIDE LATCH, N




TE Part # 1-2008571-2  
2 POS MICRO MNL, TOP LATCH, NA




TE Part # 2315752-2  
2P, MICRO MNL RCPT HSG SINGLE ROW, V0 GW

## Also in the Series | Micro MATE-N-LOK



Insertion & Extraction Tools(1)



Power Contacts(27)



Rectangular Power Connectors(479)

## Customers Also Bought



TE Part #1879455-2  
Wirewound Resistor: Mineral, 2.5 Kw




TE Part #3-794620-4  
04P MICRO MNL ASSY,R/A,HDR,LF



TE Part #1445022-2  
MICRO MNL RECEPT HSG SINGLE R



TE Part #2-1445050-2  
MICRO MNL HDR ASSY S/ROW LF



TE Part #1761468-1  
CONNECTOR ASSY, HIGH CURRENT  
CARD EDGE,



TE Part #1-2176089-8  
RP 1J 0.166W 16K5 0.1% 25PPM 1K RL



TE Part #2388202-1  
Shield Finger, 3.8mm

## Documents

### Product Drawings

#### MICRO MNL HDR ASSY S/ROW LF

English

### CAD Files

#### Customer View Model

##### ENG\_CVM\_CVM\_2-1445055-2\_B.2d\_dxf.zip

English

#### 3D PDF

3D

#### Customer View Model

##### ENG\_CVM\_CVM\_2-1445055-2\_B.3d\_igs.zip

English

#### Customer View Model

##### ENG\_CVM\_CVM\_2-1445055-2\_B.3d\_stp.zip

English

By downloading the CAD file I accept and agree to the [Terms and Conditions](#) of use.

### Datasheets & Catalog Pages

#### SOFT\_SHELL\_PIN\_AND\_SOCKET\_CONNECTORS\_CATALOG

English

#### MICRO MATE-N-LOK CONNECTOR SYSTEM

English

### Product Specifications

#### Application Specification

English

### Product Environmental Compliance

#### Product Compliance

English

#### Product Compliance

English