


Type FSQ Series

Key Features

- Protects Circuit Boards & Designs
- Small Size
- Excellent Long Term Stability
- Complete Flame Proof Construction
- Resistant to High Temperature
- Low Temperature Coefficient
- Uniform in Fusing Time



There are some similarities between resistors and fuses in material and structure. Fusible Resistors contain both functions, as a resistor in normal conditions and as a fuse when abnormal currents are applied, so to protect machinery and equipment. Cost savings are apparent as one component is eliminated. The FSQ Fusible Resistor series are produced with precision techniques, enabling precise and stable fusing times.

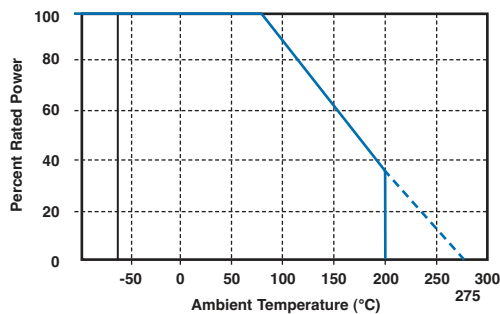
Characteristics - Electrical

| | |
|-------------------------------------------------|---------------------------------------------------------------|
| Operating Temperature (°C): | -55 to +275 |
| Resistance Temperature Coefficient (°C): | -30 to +150 ±300ppm/°C |
| Short Time Overload: | 2.5 times of rated voltage for 5 seconds $\Delta R < \pm 2\%$ |
| Insulation Resistance: | 500V Megger - 1000Mohms |
| Temperature Cycle (°C): | -30 to +85 for 5 cycles $\Delta R < \pm 1\%$ |
| Load Life: | 70°C on-off cycle 1000 hours $\Delta R < \pm 5\%$ |
| Moisture-Proof Load Life: | 40°C 95% RH on-off cycle 1000 hours $\Delta R < \pm 5\%$ |
| Solder Pot: | 270°C for 3 seconds $\Delta R < \pm 1\%$ |
| Incombustibility: | 16 times of rated power for 5 minutes - Not Flamed |
| Maximum Working Voltage: | 1000 V |

Fusing Characteristics

Fusing times can be decided by consultation with our design team to meet application requirements.

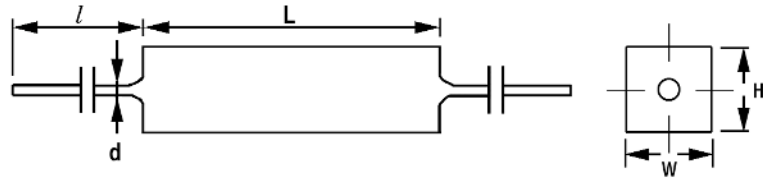
Derating Curve



For resistors operated in ambient temperatures above 70°C, power rating must be derated in accordance with this curve.

Type FSQ Series

Dimensions



| Rated Power | Dimensions | | | | | Resistance Range (Ohms) |
|-------------|------------|-------|-------|-------|--------|-------------------------|
| | L±1.5 | H±0.5 | W±1.0 | l±3.0 | d±0.05 | |
| 2W | 18.0 | 7.0 | 7.0 | 23.0 | 0.65 | R10-10K |
| 3W | 22.0 | 8.0 | 8.0 | 35.0 | 0.8 | R10-33K |
| 5W | 22.0 | 9.0 | 10.0 | 35.0 | 0.8 | R10-50K |
| 7W | 35.0 | 9.0 | 10.0 | 35.0 | 0.8 | R10-50K |
| 10W | 48.0 | 9.0 | 10.0 | 35.0 | 0.8 | R10-50K |

How to Order

| FSQ | 3W | R10 | J | T |
|----------------------|----------------------|-------------------------------------------------------------------------------------------------------|------------------|------------------|
| Common Part | Power Rating | Resistance Value | Tolerance | Packaging |
| FSQ - Ceramic Housed | Example: 3W 7W | 0.1 Ohm (100 milliohms) R10 1.0 Ohm (1000 milliohms) 1R0 50 Ohms (50000 milliohms) 50R | J - ±5% | T - Ammo Boxed |