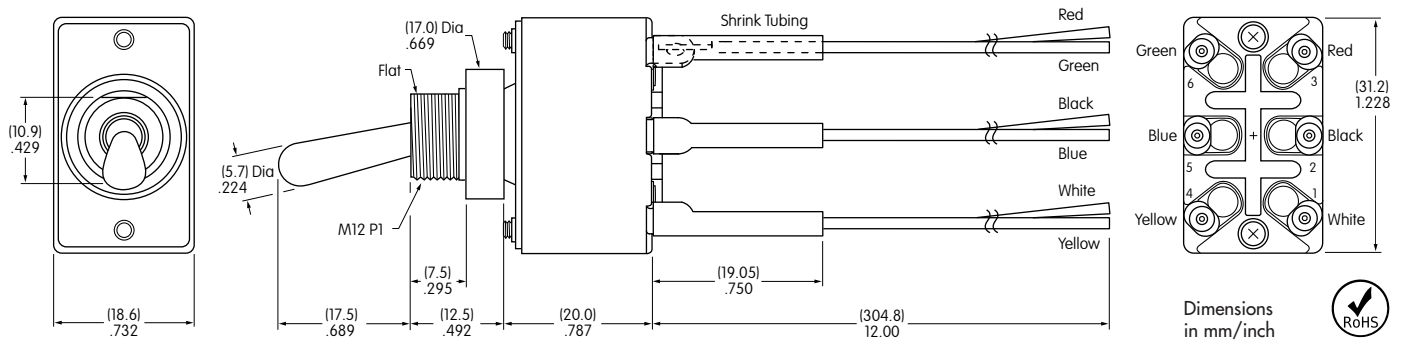





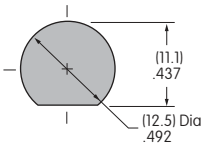
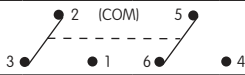
Medium Capacity Standard Size Toggle with Wire Leads

Series S

S6AW-WL



DOUBLE POLE SOLDER LUG WITH PANEL SEAL

Base Switch	Pole & Throw	Toggle Position/Connected Terminals			Electrical Capacity			Panel Cutout		
		Down 	Center 	Up 	Resistive					
S6AW	DPDT	ON	2-3 5-6	NONE	ON	2-1 5-4	20A	10A	20A	 Maximum Panel Thickness: .158" (4.0mm)
Throw & Schematics:					Note: Terminal numbers are actually on the switch.					

Wiring							Wire Specifications		Standard Hardware
No. of Wires	Terminal 1	Terminal 2	Terminal 3	Terminal 4	Terminal 5	Terminal 6	UL1015	Temperature Range: -40°C ~ +105°C (-40°F ~ +221°F)	AT503M Hex Face Nut
6	White	Black	Red	Yellow	Blue	Green	600V		AT508 Lockwasher
							14 AWG	Stripped Wire Ends 1/4"	AT537 O-ring

Base Switch Specifications

Electrical Capacity (Resistive & Inductive Load)

Power Level: 20A @ 125V AC or 10A @ 250V AC or 20A @ 30V DC

Other Ratings

- Contact Resistance: 10 milliohms maximum
- Insulation Resistance: 1,000 megohms minimum @ 500V DC
- Dielectric Strength: 2,000V AC minimum for 1 minute minimum
- Mechanical Life: 50,000 operations minimum
- Electrical Life: 25,000 operations minimum
- Angle of Throw: 22°

Materials & Finishes

- Toggle: Brass with chrome plating
- Bushing: Brass with chrome plating
- Case: Phenolic resin
- Case Cover: Steel with zinc plating
- Movable Contactor: Copper with silver plating
- Movable Contacts: Silver alloy capped on copper with silver plating
- Stationary Contacts: Silver alloy capped on copper with silver plating
- Terminals: Brass with tin plating

Environmental Data

- Operating Temperature Range: -30°C ~ +70°C (-22°F ~ +158°F)
- Sealing: Splashproof panel seal model meets IP67 standard

Installation

- Mounting Torque: 1.47Nm (13 lb•in)