




Series 700 Elevator Strip-Line™ Socket w/Bifurcated Contacts & Solder Pin Tails

FEATURES

- Elevated Mounting of LCDs or Other Odd-centered or High Pin-count Components
- Any Height from 0.360 to 2.000 [9.14 to 50.80]
- Optional Spacer for Mounting on 0.300 [7.62], 0.600 [15.24], 0.900 [22.86], 1.100 [27.94], and 1.300 [33.02] Centers

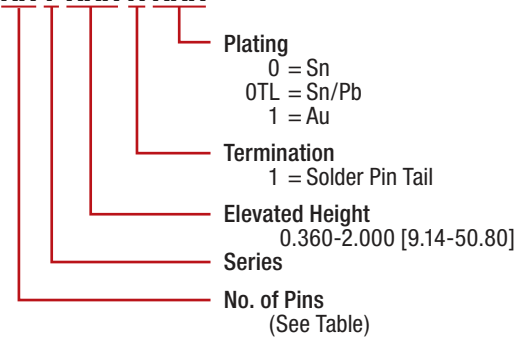


GENERAL SPECIFICATIONS

- **BODY:** black UL 94V-0 glass-filled 4/6 Nylon
- **PIN:** Grade A Phosphor Bronze per QQ-B-750
- **OPTIONAL SPACER:** FR-4 0.032 [0.81] thick
- **PIN PLATING:** 10μ [0.25μ] min. Au per MIL-G-45204 over 50μ [1.27μ] min. Ni per SAE AMS-QQ-N-290B; **-OR-** 200μ [5.08μ] min. matte Sn per ASTM B545-97(2004) e1 over 50μ [1.27μ] min. Ni per SAE AMS-QQ-N-290B; **-OR-** 200μ [5.08μ] min. 90/10 Sn/Pb per MIL-T-10727 Type 1 over 50μ [1.27μ] min. Ni per SAE AMS-QQ-N-290B
- **CURRENT RATING:** 1.5 amps
- **OPERATING TEMPERATURE:** -67°F to 221°F [-55°C to 105°C] Sn & Sn/Pb plating; -67°F to 257°F [-55°C to 125°C] Au
- **INSERTION FORCE:** 110g/pin average
- **WITHDRAWAL FORCE:** 75g/pin average
- **ACCEPTS LEADS:** flat leads up to 0.014 x 0.020 wide [0.36-0.51], Round Leads up to 0.020 [0.51] dia.
- **LEAD LENGTHS:** from seating plane 0.080-0.160 [2.03-4.06]

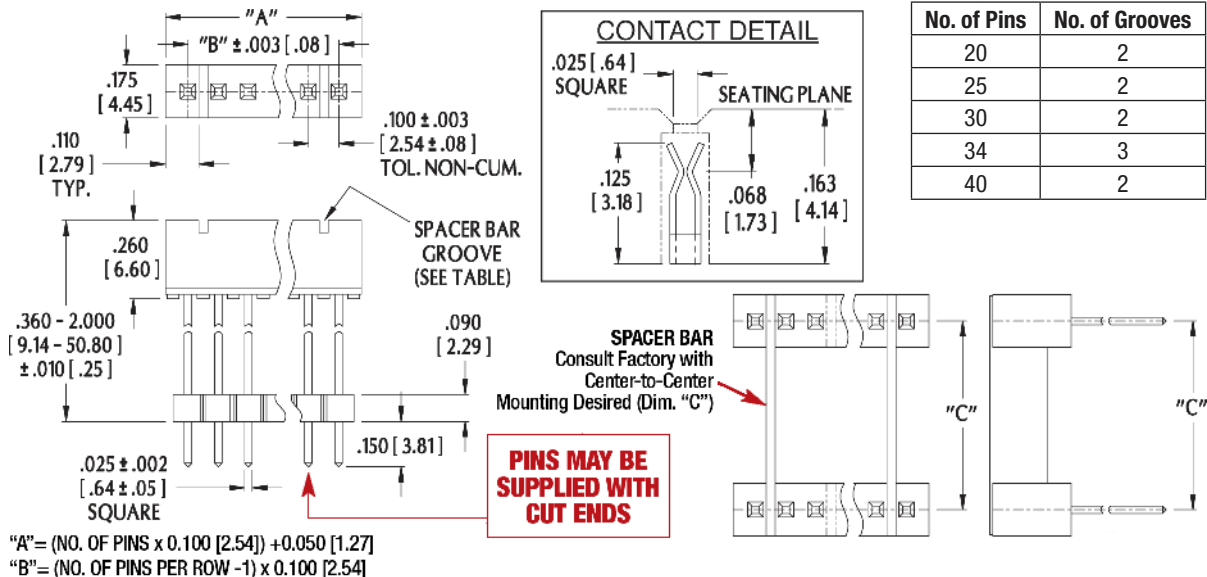
ORDERING INFORMATION

XX 7 XXX-X XXX



MOUNTING CONSIDERATIONS

- **SUGGESTED PCB HOLE SIZE:** 0.045 ± 0.002 [1.14 ± 0.05] dia.



ALL DIMENSIONS: INCHES [MILLIMETERS]
ALL TOLERANCES: ±0.005 [0.13] UNLESS OTHERWISE SPECIFIED
FOR COLLET SOCKETS WITH SOLDER PIN TAILS, SEE DATA SHEETS 12012
CONSULT FACTORY FOR OTHER SIZES AND CONFIGURATIONS

CUSTOMIZATION: ARIES SPECIALIZES IN CUSTOM DESIGN AND PRODUCTION. SPECIAL MATERIALS, PLATINGS, SIZES, AND CONFIGURATIONS CAN BE FURNISHED, DEPENDING ON QUANTITY.

ARIES RESERVES THE RIGHT TO CHANGE PRODUCT GENERAL SPECIFICATIONS WITHOUT NOTICE

PRINTOUTS OF THIS DOCUMENT MAY BE OUT-OF-DATE AND SHOULD BE CONSIDERED UNCONTROLLED



ARIES
ELECTRONICS, INC.

2609 Bartram Road • Bristol, PA 19007-6810 USA
TEL 215-781-9956 • FAX 215-781-9845
WWW.ARIESELEC.COM • INFO@ARIESELEC.COM



12010
Rev. 6.1
1 of 1