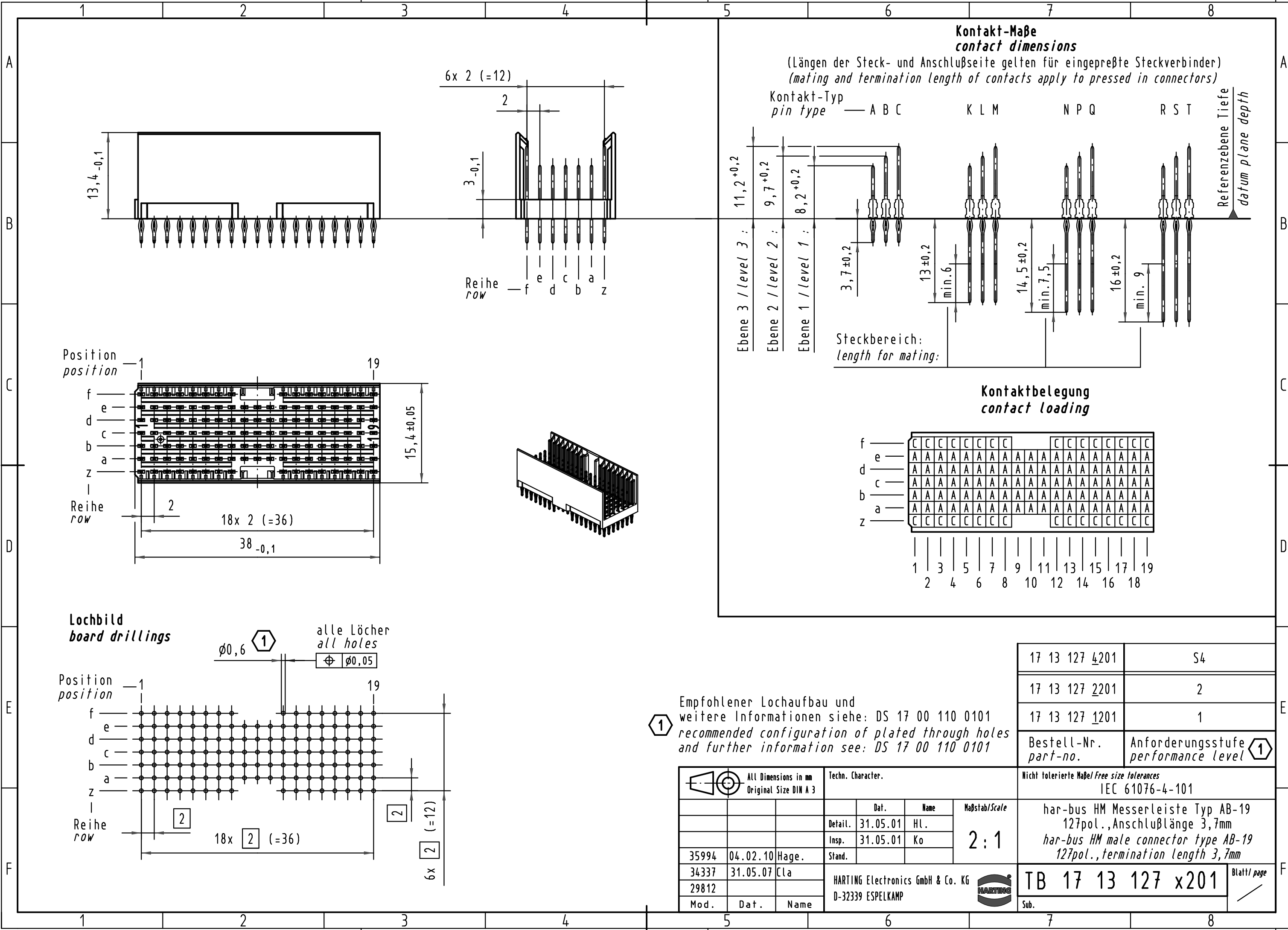


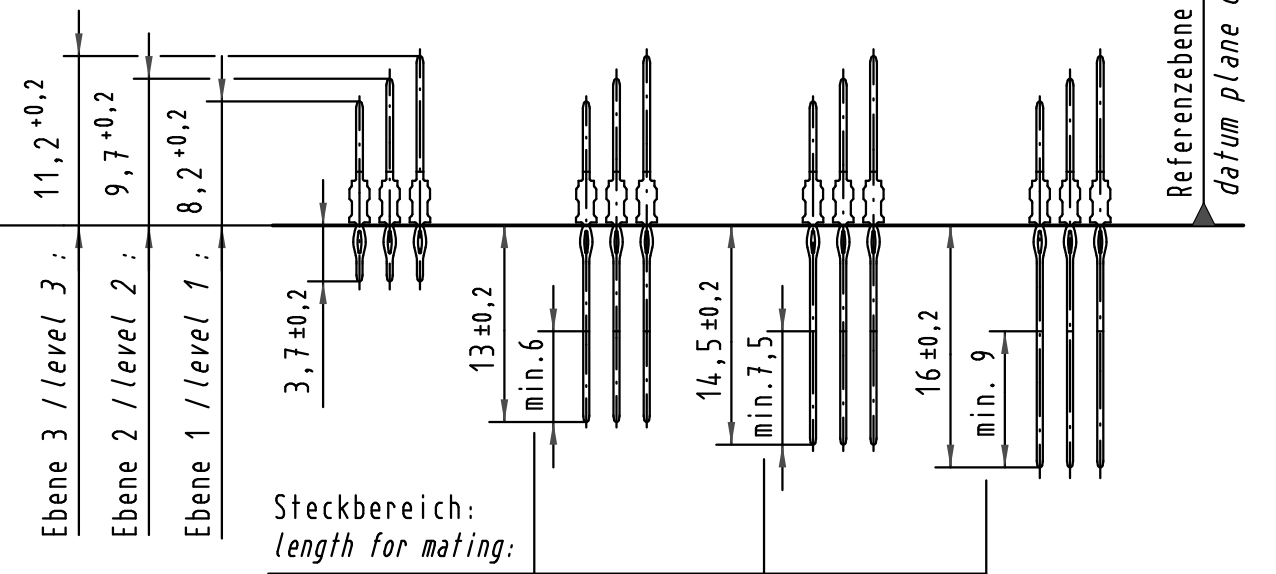
Alle Rechte vorbehalten/ All rights reserved



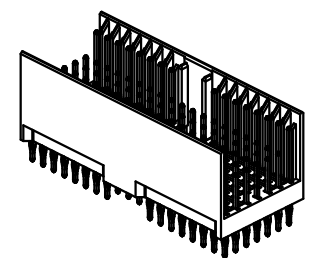
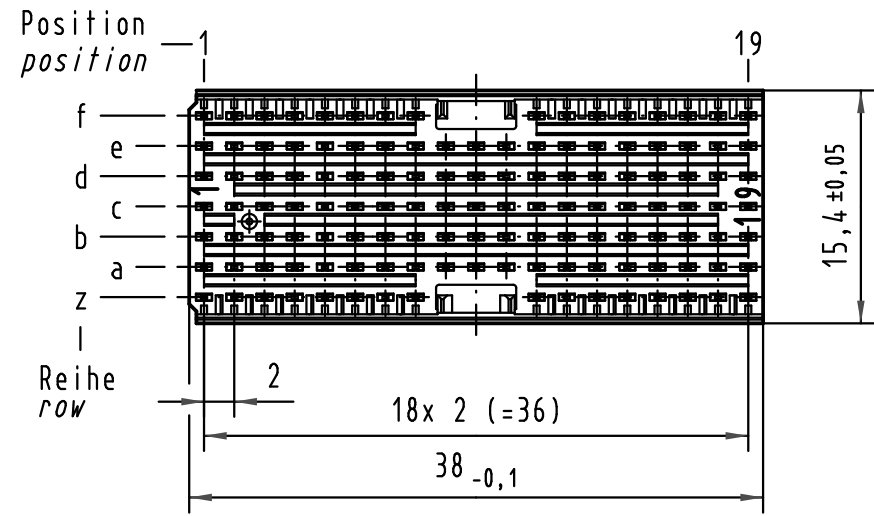
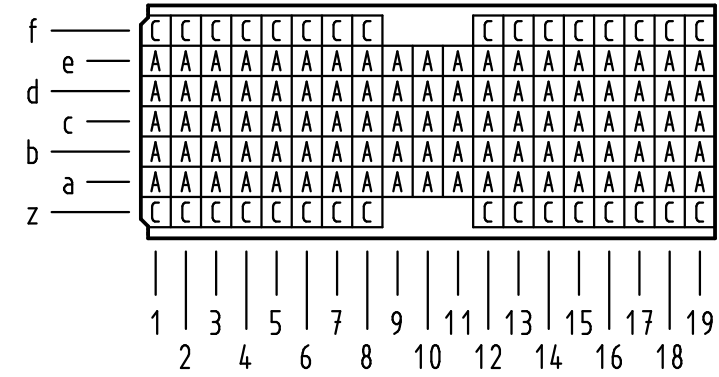
Kontakt-Maße
contact dimensions

(Längen der Steck- und Anschlußseite gelten für eingepreßte Steckverbinder)
(mating and termination length of contacts apply to pressed in connectors)

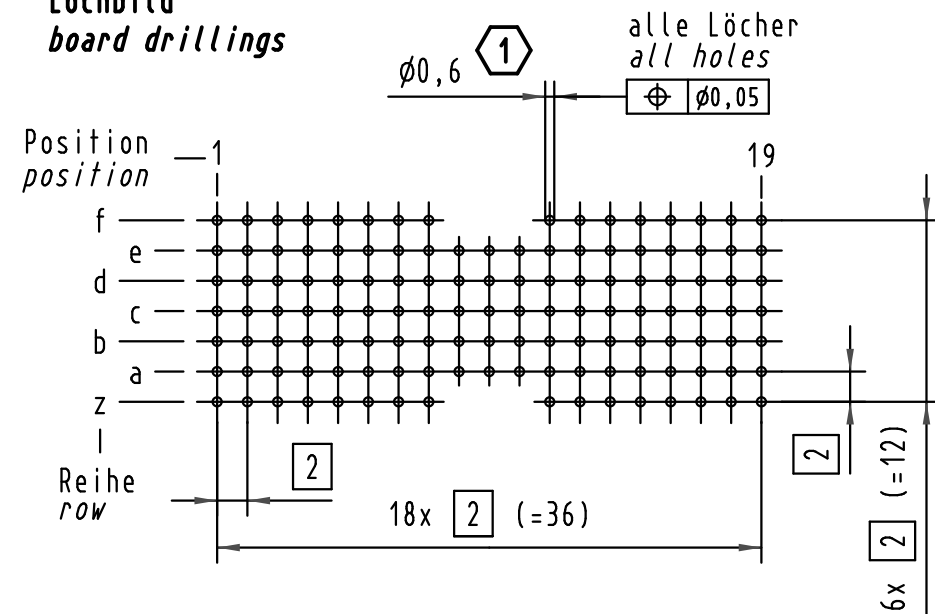
Kontakt-Typ / pin type — A B C K L M N P Q R S T



Kontaktbelegung
contact loading



Lochbild
board drillings



1) Empfohlener Lochaufbau und weitere Informationen siehe: DS 17 00 110 0101
recommended configuration of plated through holes and further information see: DS 17 00 110 0101

17 13 127 4201	S4
17 13 127 2201	2
17 13 127 1201	1
Bestell-Nr. part-no.	Anforderungsstufe performance level 1

All Dimensions in mm Original Size DIN A 3	Techn. Character.			Nicht tolerierte Maßel / Free size tolerances IEC 61076-4-101	
	Dat.	Name	Maßstab/Scale	har-bus HM Messerleiste Typ AB-19 127pol., Anschlußlänge 3,7mm har-bus HM male connector type AB-19 127pol., termination length 3,7mm	
Detail.	31.05.01	Hl.	2:1		
Insp.	31.05.01	Ko		HARTING Electronics GmbH & Co. KG D-32339 ESPELKAMP	
Stand.			TB 17 13 127 x201		
35994	04.02.10	Hage.		Sub.	
34337	31.05.07	Cl a			
29812					
Mod.	Dat.	Name			