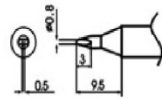


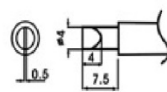
WQ/LF-SERIES SOLDERING IRON TIPS

Bevel Type

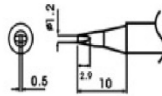
08D



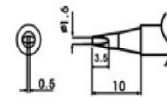
4D



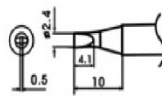
12D



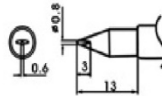
16D



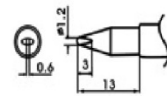
24D



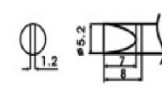
08LD



12LD

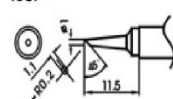


52D

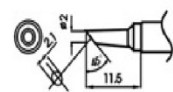


Chisel Type

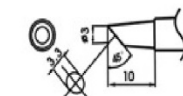
18C
18CF*



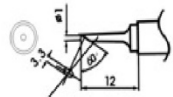
28C
28CF*



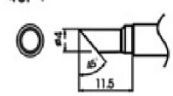
38C



1C

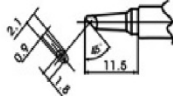


4C
4CF*

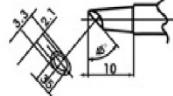


Flow Type

28CM

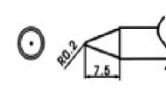


38CM

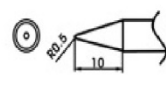


Conical Type

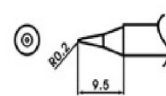
B



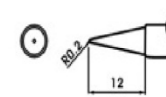
2B



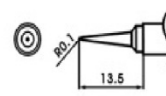
I



LB



LI

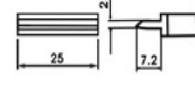


Tunnel Type

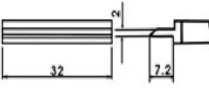
1401



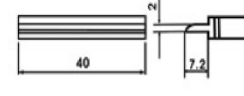
1403



1404

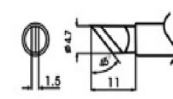


1402

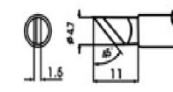


Blade Type

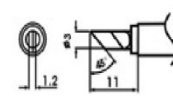
K



KL

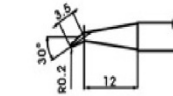


KU



Sharp-Bent Type

02J



* These tips are tinned on the soldering surface only.

